

SEPTIEMBRE 2021

Boletín mensual de coyuntura laboral provincia de Huelva



I.S.S.N. 2605-017X

Servicio de Coordinación CESpH

1. CLAVES MENSUALES. SEPTIEMBRE 2021

ÍNDICE

1. CLAVES MENSUALES
2. PARO REGISTRADO
 - [2.1. PROVINCIA](#)
 - [2.2. MUNICIPIOS](#)
 - [2.3. COMARCAS](#)
3. CONTRATACIONES
 - [3.1. PROVINCIA](#)
 - [3.2. MUNICIPIOS](#)
4. AFILIACIONES
 - [4.1. PROVINCIA](#)
 - [4.2. MUNICIPIOS](#)
5. [GLOSARIO y REFERENCIAS](#)

PARO REGISTRADO

En el mes de septiembre y en relación al mes anterior, el paro registrado asciende en un 0,17% en la provincia de Huelva (86 personas) y un 0,55% en Andalucía, descendiendo un 2,28% en España.

El paro registrado en hombres arroja una diferencia mensual de 373 personas menos (-1,76%) y en mujeres aumenta en 459 paradas menos (1,63%). En relación al mismo mes del año anterior, el paro registrado en hombres desciende un 15,50% (3.814 parados menos) y en las mujeres desciende un 13,73% (4.550 paradas menos).

Por segmentos de edad y, en relación al mes anterior, las personas menores de 25 años muestran un incremento mensual de 92 personas (2,44%); en el grupo de 25 a 44 años se produce un aumento de 86 personas (0,41%) y en los mayores o iguales a 45 años se da un descenso de 92 personas (-0,37%). En relación al año anterior, las personas paradas menores de 25 años descienden en 1.611 (-29,46%), las que están en el grupo de 25 a 44 años en 5.011 (-19,38%) y las mayores o iguales a 45 en 1.742 personas (-6,59%).

Por sectores y, en relación al mes anterior, el paro registrado desciende en agricultura (-16,22%), en industria (-1,40%) y en construcción (-3,44%), aumentando en servicios (9,29%) y sin empleo anterior (0,34%). Respecto a septiembre de 2020, desciende el paro en todos los sectores: un 18,82% en agricultura, 12,93% en industria, 7,07% en construcción, 12,02% en servicios y un 27,07% en sin empleo anterior.

En este mes de septiembre el número de personas desempleadas se ha situado en 49.383. La cifra de parados/as en Huelva para este noveno mes de 2021 cae en relación a la registrada en 2020 un 14,48%, mientras que en Andalucía se produce un decremento del 16,22% y en España del 13,73%.

CONTRATACIONES

El total de contratos en la provincia de Huelva se situó en 33.143, de los cuales 32.030 son temporales y 1.113 indefinidos, mostrando éstos un aumento del 80,98% respecto al mes anterior y un incremento del 42,15% en relación a septiembre de 2020; esta cifra sigue siendo reducida en relación con el número de contratos temporales realizados, de forma que la proporción de contratos indefinidos sobre el total es del 3,36% en Huelva, por debajo de la media andaluza (6,43%) y de la media española (11,26%),

Por sectores, la contratación se distribuyó de la siguiente forma: 50,08% servicios, 39,50% agricultura, 6,04% construcción y 4,37% en industria.

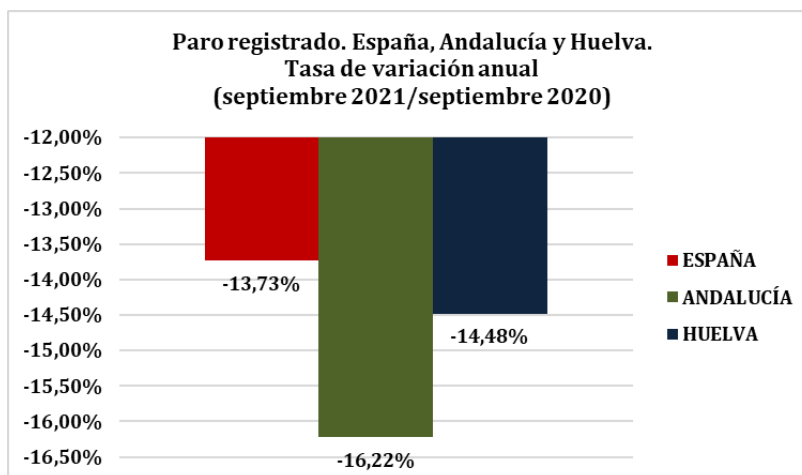
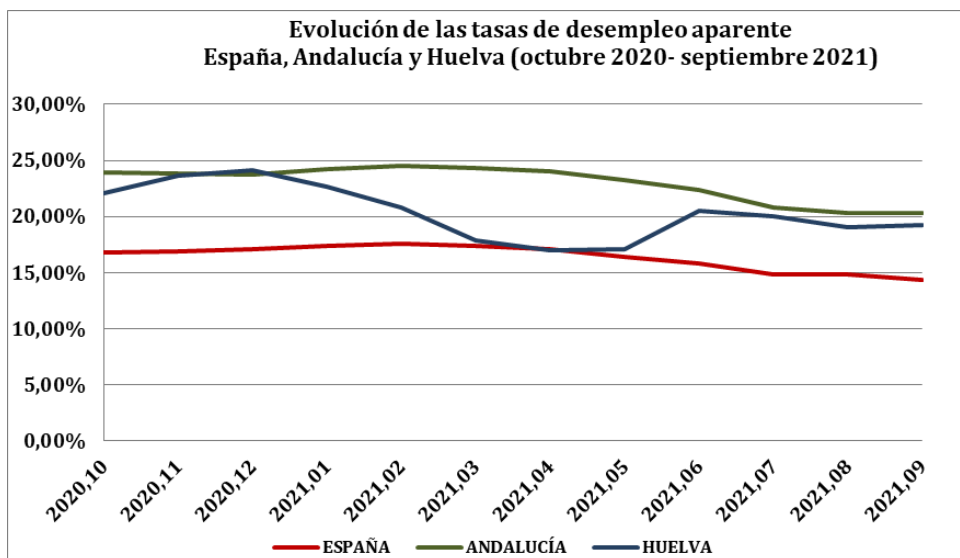
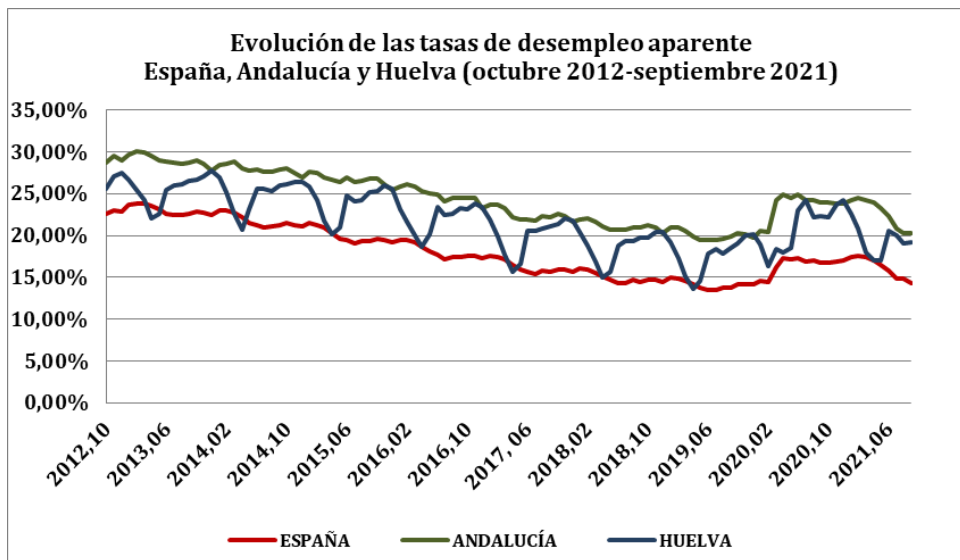
AFILIACIONES

En el caso de Huelva, se produce un descenso del número de afiliaciones a la Seguridad Social, con 2.603 bajas en el mes de septiembre (-1,24%). En relación al mismo mes del año anterior, en Huelva la tasa de variación es del 2,93%, en Andalucía del 3,75% y en España del 3,18%. Situándose en Huelva el número de personas afiliadas en septiembre de 2021 en 207.148.

Por regímenes la distribución de la afiliación es la siguiente: 58,31% Régimen General; 26,37% Régimen Especial Agrario; 13,91% Autónomos; 0,78% Régimen Especial del Mar y 0,63% Régimen Especial Empleados del Hogar.

| PERSONAS PARADAS - SEPTIEMBRE 2021 | | | |
|------------------------------------|---------|-----------|-----------|
| | HUELVA | ANDALUCÍA | ESPAÑA |
| Nº personas | 49.383 | 800.810 | 3.257.802 |
| Tasa de variación mensual (%) | 0,17% | 0,55% | -2,28% |
| Diferencia mensual | 86 | 4.416 | -76.113 |
| Tasa de variación interanual (%) | -14,48% | -16,22% | -13,73% |
| Diferencia anual | -8.364 | -155.091 | -518.683 |

Fuente: Ministerio de Trabajo, Migraciones y Seguridad Social



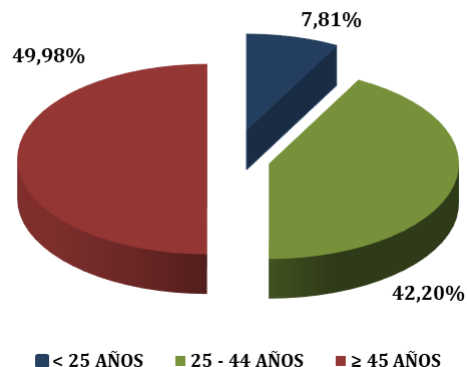
| PERSONAS PARADAS POR SEXO Y GRUPOS DE EDAD - SEPTIEMBRE 2021 | | | | | |
|--|-------------|--------------------|-----------------|------------------|---------------------|
| PROVINCIA HUELVA | Nº personas | Diferencia mensual | Tasa v. mensual | Diferencia anual | Tasa v. inter-anual |
| HOMBRES | 20.798 | -373 | -1,76% | -3.814 | -15,50% |
| MUJERES | 28.585 | 459 | 1,63% | -4.550 | -13,73% |
| MENORES 25 AÑOS | 3.858 | 92 | 2,44% | -1.611 | -29,46% |
| DE 25 A 44 AÑOS | 20.841 | 86 | 0,41% | -5.011 | -19,38% |
| ≥A 45 AÑOS | 24.684 | -92 | -0,37% | -1.742 | -6,59% |

Fuente: Ministerio de Trabajo, Migraciones y Seguridad Social

PARO REGISTRADO/SEXO



PARO REGISTRADO/EDAD

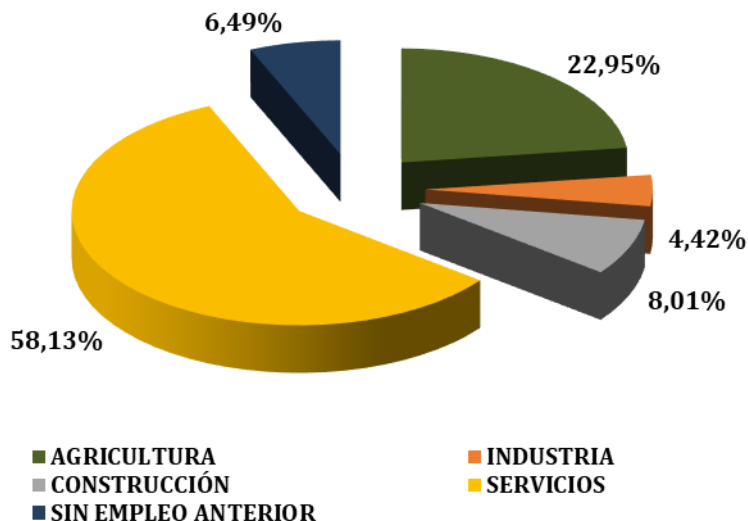


PERSONAS PARADAS POR SECTORES - SEPTIEMBRE 2021

| PROVINCIA HUELVA | Nº personas | Diferencia mensual | Tasa v. mensual | Diferencia anual | Tasa v. inter-anual |
|---------------------|-------------|--------------------|-----------------|------------------|---------------------|
| AGRICULTURA | 11.334 | -2.194 | -16,22% | -2.628 | -18,82% |
| INDUSTRIA | 2.182 | -31 | -1,40% | -324 | -12,93% |
| CONSTRUCCIÓN | 3.955 | -141 | -3,44% | -301 | -7,07% |
| SERVICIOS | 28.708 | 2.441 | 9,29% | -3.922 | -12,02% |
| SIN EMPLEO ANTERIOR | 3.204 | 11 | 0,34% | -1.189 | -27,07% |

Fuente: Ministerio de Trabajo, Migraciones y Seguridad Social

PARO REGISTRADO/SECTORES



PARO POR SEXO Y EDAD-SEPTIEMBRE 2021

| MUNICIPIOS | TOTAL | MES ANT. | DIF. MENS. | HOMBRES | | | | MUJERES | | | |
|-------------------------------|---------------|---------------|------------|--------------|--------------|---------------|---------------|--------------|---------------|---------------|---------------|
| | | | | <25 | 25 - 44 | ≥45 | %TOTAL | <25 | 25 - 44 | ≥45 | %TOTAL |
| ALÁJAR | 118 | 116 | 2 | 5 | 19 | 31 | 46,61% | 3 | 24 | 36 | 53,39% |
| ALJARAQUE | 1.651 | 1.609 | 42 | 63 | 230 | 287 | 35,13% | 52 | 461 | 558 | 64,87% |
| ALMENDRO, EL | 75 | 68 | 7 | 3 | 16 | 16 | 46,67% | 3 | 16 | 21 | 53,33% |
| ALMONASTER LA REAL | 164 | 153 | 11 | 4 | 26 | 49 | 48,17% | 8 | 35 | 42 | 51,83% |
| ALMONTE | 3.010 | 3.529 | -519 | 104 | 526 | 604 | 41,00% | 94 | 641 | 1.041 | 59,00% |
| ALOSNO | 421 | 403 | 18 | 10 | 71 | 109 | 45,13% | 11 | 89 | 131 | 54,87% |
| ARACENA | 745 | 718 | 27 | 27 | 106 | 152 | 38,26% | 17 | 206 | 237 | 61,74% |
| AROCHE | 184 | 190 | -6 | 9 | 42 | 42 | 50,54% | 17 | 38 | 36 | 49,46% |
| ARROYOMOLINOS DE LEON | 115 | 114 | 1 | 3 | 16 | 21 | 34,78% | 5 | 26 | 44 | 65,22% |
| AYAMONTE | 1.699 | 1.423 | 276 | 66 | 301 | 376 | 43,73% | 66 | 403 | 487 | 56,27% |
| BEAS | 334 | 331 | 3 | 18 | 48 | 87 | 45,81% | 16 | 96 | 69 | 54,19% |
| BERROCAL | 28 | 17 | 11 | 1 | 9 | 8 | 64,29% | 0 | 6 | 4 | 35,71% |
| BOLLULLOS PAR DEL CONDADO | 897 | 927 | -30 | 33 | 184 | 243 | 51,28% | 30 | 221 | 186 | 48,72% |
| BONARES | 299 | 327 | -28 | 15 | 46 | 80 | 47,16% | 20 | 70 | 68 | 52,84% |
| CABEZAS RUBIAS | 54 | 53 | 1 | 0 | 9 | 13 | 40,74% | 2 | 19 | 11 | 59,26% |
| CALA | 164 | 153 | 11 | 8 | 20 | 32 | 36,59% | 6 | 45 | 53 | 63,41% |
| CALAÑAS | 280 | 279 | 1 | 10 | 44 | 51 | 37,50% | 10 | 74 | 91 | 62,50% |
| CAMPILLO, EL | 206 | 196 | 10 | 6 | 41 | 45 | 44,66% | 9 | 51 | 54 | 55,34% |
| CAMPOFRIO | 72 | 67 | 5 | 6 | 11 | 16 | 45,83% | 3 | 18 | 18 | 54,17% |
| CAÑAVERAL DE LEON | 39 | 38 | 1 | 2 | 6 | 12 | 51,28% | 1 | 8 | 10 | 48,72% |
| CARTAYA | 1.381 | 1.413 | -32 | 60 | 274 | 299 | 45,84% | 54 | 355 | 339 | 54,16% |
| CASTAÑO DEL ROBLEDO | 41 | 37 | 4 | 0 | 5 | 17 | 53,66% | 4 | 7 | 8 | 46,34% |
| CERRO DE ANDEVALO, EL | 190 | 191 | -1 | 3 | 24 | 48 | 39,47% | 10 | 52 | 53 | 60,53% |
| CHUCENA | 137 | 141 | -4 | 15 | 28 | 30 | 53,28% | 14 | 28 | 22 | 46,72% |
| CORTECONCEPCION | 57 | 65 | -8 | 1 | 10 | 17 | 49,12% | 2 | 11 | 16 | 50,88% |
| CORTEGANA | 469 | 450 | 19 | 28 | 85 | 123 | 50,32% | 14 | 115 | 104 | 49,68% |
| CORTELAZOR | 39 | 35 | 4 | 1 | 5 | 9 | 38,46% | 1 | 11 | 12 | 61,54% |
| CUMBRES DE ENMEDIO | 7 | 8 | -1 | 0 | 0 | 4 | 57,14% | 0 | 2 | 1 | 42,86% |
| CUMBRES DE OSAN BARTOLOME | 29 | 26 | 3 | 1 | 4 | 5 | 34,48% | 0 | 6 | 13 | 65,52% |
| CUMBRES MAYORES | 176 | 174 | 2 | 8 | 28 | 42 | 44,32% | 7 | 38 | 53 | 55,68% |
| ENCINASOLA | 112 | 109 | 3 | 2 | 17 | 28 | 41,96% | 9 | 22 | 34 | 58,04% |
| ESCACENA DEL CAMPO | 142 | 141 | 1 | 6 | 24 | 35 | 45,77% | 7 | 38 | 32 | 54,23% |
| FUENTEHERIDOS | 110 | 108 | 2 | 4 | 16 | 30 | 45,45% | 2 | 29 | 29 | 54,55% |
| GALAROZA | 140 | 135 | 5 | 9 | 16 | 36 | 43,57% | 8 | 31 | 40 | 56,43% |
| GIBRALEON | 1.132 | 1.131 | 1 | 41 | 147 | 263 | 39,84% | 48 | 303 | 330 | 60,16% |
| GRANADA DE RIO-TINTO, LA | 33 | 32 | 1 | 1 | 4 | 9 | 42,42% | 2 | 8 | 9 | 57,58% |
| GRANADO, EL | 35 | 34 | 1 | 1 | 4 | 15 | 57,14% | 1 | 7 | 7 | 42,86% |
| HIGUERA DE LA SIERRA | 151 | 149 | 2 | 3 | 23 | 48 | 49,01% | 2 | 43 | 32 | 50,99% |
| HINOJALES | 20 | 19 | 1 | 0 | 5 | 5 | 50,00% | 1 | 7 | 2 | 50,00% |
| HINOJOS | 246 | 262 | -16 | 13 | 51 | 49 | 45,93% | 14 | 73 | 46 | 54,07% |
| HUELVA | 16.028 | 15.674 | 354 | 565 | 2.581 | 3.278 | 40,08% | 531 | 4.160 | 4.913 | 59,92% |
| ISLA CRISTINA | 2.261 | 2.114 | 147 | 115 | 448 | 480 | 46,13% | 105 | 570 | 543 | 53,87% |
| JABUGO | 258 | 276 | -18 | 16 | 41 | 46 | 39,92% | 10 | 48 | 97 | 60,08% |
| LEPE | 2.319 | 2.285 | 34 | 87 | 453 | 461 | 43,17% | 93 | 652 | 573 | 56,83% |
| LINARES DE LA SIERRA | 34 | 27 | 7 | 0 | 3 | 15 | 52,94% | 0 | 7 | 9 | 47,06% |
| LUCENA DEL PUERTO | 185 | 265 | -80 | 11 | 49 | 50 | 59,46% | 8 | 36 | 31 | 40,54% |
| MANZANILLA | 134 | 155 | -21 | 9 | 20 | 42 | 52,99% | 9 | 29 | 25 | 47,01% |
| MARINES, LOS | 42 | 35 | 7 | 2 | 8 | 11 | 50,00% | 2 | 6 | 13 | 50,00% |
| MINAS DE RIOTINTO | 393 | 373 | 20 | 32 | 64 | 72 | 42,75% | 26 | 96 | 103 | 57,25% |
| MOGUER | 1.547 | 1.715 | -168 | 82 | 316 | 328 | 46,93% | 58 | 379 | 384 | 53,07% |
| NAVA, LA | 47 | 47 | 0 | 3 | 5 | 14 | 46,81% | 2 | 10 | 13 | 53,19% |
| NERVA | 590 | 585 | 5 | 27 | 82 | 117 | 38,31% | 31 | 157 | 176 | 61,69% |
| NIEBLA | 465 | 475 | -10 | 25 | 82 | 86 | 41,51% | 24 | 118 | 130 | 58,49% |
| PALMA DEL CONDADO, LA | 864 | 893 | -29 | 42 | 119 | 178 | 39,24% | 36 | 228 | 261 | 60,76% |
| PALOS DE LA FRONTERA | 1.168 | 1.170 | -2 | 56 | 247 | 190 | 42,21% | 43 | 318 | 314 | 57,79% |
| PATERNA DEL CAMPO | 193 | 201 | -8 | 10 | 38 | 45 | 48,19% | 13 | 58 | 29 | 51,81% |
| PAYMOGO | 135 | 132 | 3 | 9 | 20 | 27 | 41,48% | 9 | 46 | 24 | 58,52% |
| PUEBLA DE GUZMAN | 227 | 245 | -18 | 4 | 25 | 59 | 38,77% | 11 | 66 | 62 | 61,23% |
| PUERTO MORAL | 30 | 38 | -8 | 3 | 3 | 7 | 43,33% | 1 | 7 | 9 | 56,67% |
| PUNTA UMBRIA | 1.626 | 1.321 | 305 | 42 | 272 | 343 | 40,41% | 44 | 439 | 486 | 59,59% |
| ROCIANA DEL CONDADO | 681 | 814 | -133 | 40 | 140 | 176 | 52,28% | 23 | 132 | 170 | 47,72% |
| ROSAL DE LA FRONTERA | 129 | 131 | -2 | 3 | 21 | 39 | 48,84% | 7 | 34 | 25 | 51,16% |
| SAN BARTOLOME DE LA TORRE | 260 | 283 | -23 | 5 | 44 | 48 | 37,31% | 11 | 64 | 88 | 62,69% |
| SAN JUAN DEL PUERTO | 864 | 870 | -6 | 52 | 153 | 174 | 43,87% | 48 | 223 | 214 | 56,13% |
| SANLUCAR DE GUADIANA | 29 | 23 | 6 | 0 | 3 | 8 | 37,93% | 2 | 7 | 9 | 62,07% |
| SAN SILVESTRE DE GUZMAN | 42 | 36 | 6 | 2 | 10 | 12 | 57,14% | 5 | 6 | 7 | 42,86% |
| SANTA ANA LA REAL | 55 | 51 | 4 | 4 | 4 | 13 | 38,18% | 8 | 6 | 20 | 61,82% |
| SANTA BARBARA DE CASA | 78 | 84 | -6 | 6 | 17 | 14 | 47,44% | 5 | 17 | 19 | 52,56% |
| SANTA OLALLA DEL CALA | 220 | 233 | -13 | 16 | 35 | 33 | 38,18% | 13 | 62 | 61 | 61,82% |
| TRIGUEROS | 734 | 722 | 12 | 31 | 124 | 162 | 43,19% | 27 | 199 | 191 | 56,81% |
| VALDELARCO | 19 | 18 | 1 | 0 | 2 | 6 | 42,11% | 2 | 4 | 5 | 57,89% |
| VALVERDE DEL CAMINO | 1.115 | 1.179 | -64 | 27 | 134 | 243 | 36,23% | 32 | 271 | 408 | 63,77% |
| VILLABLANCA | 164 | 183 | -19 | 7 | 38 | 29 | 45,12% | 4 | 32 | 54 | 54,88% |
| VILLALBA DEL ALCOR | 303 | 336 | -33 | 15 | 40 | 70 | 41,25% | 12 | 77 | 89 | 58,75% |
| VILLANUEVA DE LAS CRUCES | 32 | 27 | 5 | 1 | 4 | 3 | 25,00% | 1 | 13 | 10 | 75,00% |
| VILLANUEVA DE LOS CASTILLEJOS | 219 | 212 | 7 | 19 | 35 | 54 | 49,32% | 6 | 50 | 55 | 50,68% |
| VILLARRASA | 150 | 148 | 2 | 11 | 26 | 35 | 48,00% | 9 | 30 | 39 | 52,00% |
| ZALAMEA LA REAL | 323 | 333 | -10 | 17 | 36 | 76 | 39,94% | 12 | 81 | 101 | 60,06% |
| LA ZARZA-EL PERRUNAL | 129 | 128 | 1 | 5 | 18 | 38 | 47,29% | 3 | 33 | 32 | 52,71% |
| ZUFRE | 89 | 89 | 0 | 6 | 17 | 15 | 42,70% | 2 | 19 | 30 | 57,30% |
| PROVINCIA DE HUELVA | 49.383 | 49.297 | 86 | 1.997 | 8.318 | 10.483 | 42,12% | 1.861 | 12.523 | 14.201 | 57,88% |

PARO POR SECTORES-SEPTIEMBRE 2021

| MUNICIPIOS | AGRICULTURA | INDUSTRIA | CONSTRUCCIÓN | SERVICIOS | SIN EMPLEO ANTERIOR |
|-------------------------------|---------------|--------------|--------------|---------------|---------------------|
| ALÁJAR | 12 | 0 | 15 | 83 | 8 |
| ALJARAQUE | 168 | 81 | 113 | 1.164 | 125 |
| ALMENDRO, EL | 6 | 1 | 4 | 63 | 1 |
| ALMONASTER LA REAL | 18 | 18 | 69 | 50 | 9 |
| ALMONTE | 1.754 | 51 | 162 | 989 | 54 |
| ALOSNO | 70 | 22 | 30 | 284 | 15 |
| ARACENA | 56 | 49 | 101 | 490 | 49 |
| AROCHE | 57 | 8 | 11 | 101 | 7 |
| ARROYOMOLINOS DE LEON | 15 | 7 | 6 | 74 | 13 |
| AYAMONTE | 277 | 65 | 152 | 1.112 | 93 |
| BEAS | 88 | 9 | 26 | 189 | 22 |
| BERROCAL | 2 | 1 | 2 | 21 | 2 |
| BOLLULLOS PAR DEL CONDADO | 210 | 22 | 128 | 481 | 56 |
| BONARES | 104 | 15 | 25 | 140 | 15 |
| CABEZAS RUBIAS | 3 | 3 | 0 | 47 | 1 |
| CALA | 28 | 3 | 8 | 118 | 7 |
| CALAÑAS | 46 | 12 | 15 | 184 | 23 |
| CAMPILLO, EL | 31 | 6 | 8 | 138 | 23 |
| CAMPOFRIO | 12 | 5 | 3 | 46 | 6 |
| CAÑAVERAL DE LEON | 5 | 4 | 4 | 22 | 4 |
| CARTAYA | 503 | 44 | 104 | 695 | 35 |
| CASTAÑO DEL ROBLEDO | 2 | 2 | 1 | 34 | 2 |
| CERRO DE ANDEVALO, EL | 11 | 7 | 19 | 141 | 12 |
| CHUCENA | 15 | 8 | 17 | 84 | 13 |
| CORTECONCEPCION | 3 | 4 | 3 | 46 | 1 |
| CORTEGANA | 62 | 37 | 147 | 194 | 29 |
| CORTELAZOR | 3 | 1 | 22 | 13 | |
| CUMBRES DE ENMEDIO | | | 5 | 2 | |
| CUMBRES DE SAN BARTOLOME | 2 | 7 | 1 | 17 | 2 |
| CUMBRES MAYORES | 5 | 52 | 15 | 94 | 10 |
| ENCINASOLA | 15 | 8 | 26 | 56 | 7 |
| ESCACENA DEL CAMPO | 33 | 3 | 14 | 90 | 2 |
| FUENTEHERIDOS | 6 | 4 | 19 | 74 | 7 |
| GALAROZA | 17 | 19 | 6 | 96 | 2 |
| GIBRALEON | 307 | 46 | 99 | 612 | 68 |
| GRANADA DE RIO-TINTO, LA | 2 | 1 | 0 | 29 | 1 |
| GRANADO, EL | 2 | 1 | 3 | 29 | |
| HIGUERA DE LA SIERRA | 17 | 6 | 24 | 96 | 8 |
| HINOJALES | 1 | | 12 | 7 | 0 |
| HINOJOS | 73 | 24 | 20 | 123 | 6 |
| HUELVA | 2.638 | 617 | 1.130 | 10.130 | 1.513 |
| ISLA CRISTINA | 650 | 62 | 160 | 1.256 | 133 |
| JABUGO | 26 | 77 | 5 | 138 | 12 |
| LEPE | 698 | 68 | 125 | 1.357 | 71 |
| LINARES DE LA SIERRA | 1 | 2 | 29 | 2 | |
| LUCENA DEL PUERTO | 115 | 3 | 20 | 44 | 3 |
| MANZANILLA | 27 | 2 | 23 | 72 | 10 |
| MARINES, LOS | 4 | 2 | 1 | 34 | 1 |
| MINAS DE RIOTINTO | 48 | 17 | 11 | 284 | 33 |
| MOGUER | 636 | 111 | 172 | 570 | 58 |
| NAVA, LA | 3 | 1 | 2 | 40 | 1 |
| NERVA | 115 | 25 | 34 | 345 | 71 |
| NIEBLA | 102 | 23 | 36 | 276 | 28 |
| PALMA DEL CONDADO, LA | 184 | 34 | 40 | 554 | 52 |
| PALOS DE LA FRONTERA | 469 | 62 | 42 | 565 | 30 |
| PATERNA DEL CAMPO | 47 | 9 | 13 | 108 | 16 |
| PAYMOGO | 38 | 3 | 19 | 63 | 12 |
| PUEBLA DE GUZMAN | 39 | 7 | 13 | 159 | 9 |
| PUERTO MORAL | 4 | 1 | 2 | 23 | |
| PUNTA UMBRIA | 192 | 69 | 150 | 1.131 | 84 |
| ROCIANA DEL CONDADO | 363 | 8 | 48 | 244 | 18 |
| ROSAL DE LA FRONTERA | 34 | 5 | 4 | 85 | 1 |
| SAN BARTOLOME DE LA TORRE | 73 | 17 | 14 | 148 | 8 |
| SAN JUAN DEL PUERTO | 224 | 46 | 76 | 469 | 49 |
| SANLUCAR DE GUADIANA | 1 | 2 | 17 | 7 | 2 |
| SAN SILVESTRE DE GUZMAN | 0 | 1 | 4 | 37 | 0 |
| SANTA ANA LA REAL | 2 | 1 | 18 | 28 | 6 |
| SANTA BARBARA DE CASA | 21 | 5 | 23 | 27 | 2 |
| SANTA OLALLA DEL CALA | 39 | 9 | 9 | 153 | 10 |
| TRIGUEROS | 140 | 42 | 68 | 436 | 48 |
| VALDELARCO | 0 | 3 | | 15 | 1 |
| VALVERDE DEL CAMINO | 112 | 125 | 88 | 695 | 95 |
| VILLABLANCA | 59 | 7 | 10 | 80 | 8 |
| VILLALBA DEL ALCOR | 48 | 7 | 42 | 192 | 14 |
| VILLANUEVA DE LAS CRUCES | 5 | | | 27 | |
| VILLANUEVA DE LOS CASTILLEJOS | 37 | 15 | 10 | 147 | 10 |
| VILLARRASA | 38 | 11 | 6 | 87 | 8 |
| ZALAMEA LA REAL | 33 | 16 | 35 | 202 | 37 |
| LA ZARZA-EL PERRUNAL | 18 | 9 | 6 | 88 | 8 |
| ZUFRE | 10 | 2 | 11 | 62 | 4 |
| PROVINCIA DE HUELVA | 11.334 | 2.182 | 3.955 | 28.708 | 3.204 |

2.2. MUNICIPIOS

2. PARO REGISTRADO

| PARO REGISTRADO SEPTIEMBRE 2021 | TOTAL DIFERENCIA ANUAL PARO REGISTRADO (nº personas) | DIFERENCIA ANUAL PERSONAS PARADAS (nº personas)/SEXO | |
|------------------------------------|---|---|---------|
| | | HOMBRES | MUJERES |
| ALAJAR | -6 | -4 | -2 |
| ALJARAQUE | -273 | -96 | -177 |
| ALMENDRO, EL | -6 | -5 | -1 |
| ALMONASTER LA REAL | -16 | -6 | -10 |
| ALMONTE | -200 | -87 | -113 |
| ALOSNO | -52 | -31 | -21 |
| ARACENA | -116 | -60 | -56 |
| AROCHE | -19 | -8 | -11 |
| ARROYOMOLINOS DE LEON | -18 | -5 | -13 |
| AYAMONTE | -537 | -272 | -265 |
| BEAS | -72 | -38 | -34 |
| BERROCAL | 1 | -1 | 2 |
| BOLLULLOS PAR DEL CONDADO | -168 | -108 | -60 |
| BONARES | -72 | -44 | -28 |
| CABEZAS RUBIAS | -16 | -6 | -10 |
| CALA | -4 | 3 | -7 |
| CALAÑAS | -26 | -22 | -4 |
| CAMPILLO, EL | -48 | -20 | -28 |
| CAMPOFRIO | -6 | 4 | -10 |
| CAÑAVERAL DE LEON | 3 | -1 | 4 |
| CARTAYA | -392 | -177 | -215 |
| CASTAÑO DEL ROBLEDO | -5 | -2 | -3 |
| CERRO DE ANDEVALO, EL | -14 | 2 | -16 |
| CHUCENA | -25 | -14 | -11 |
| CORTECONCEPCION | -19 | -12 | -7 |
| CORTEGANA | -35 | 6 | -41 |
| CORTELAZOR | -4 | -1 | -3 |
| CUMBRES DE ENMEDIO | -2 | 1 | -3 |
| CUMBRES DE SAN BARTOLOME | -7 | -4 | -3 |
| CUMBRES MAYORES | -32 | -21 | -11 |
| ENCINASOLA | -6 | -8 | 2 |
| ESCACENA DEL CAMPO | -2 | 1 | -3 |
| FUENTEHERIDOS | 4 | -2 | 6 |
| GALAROZA | -48 | -23 | -25 |
| GIBRALEON | -186 | -98 | -88 |
| GRANADA DE RIO-TINTO, LA | -2 | 5 | -7 |
| GRANADO, EL | -18 | -8 | -10 |
| HIGUERA DE LA SIERRA | -17 | -8 | -9 |
| HINOJALES | -8 | | -8 |
| HINOJOS | 17 | 4 | 13 |
| HUELVA | -2.484 | -1.098 | -1.386 |
| ISLA CRISTINA | -662 | -316 | -346 |
| JABUGO | -89 | -43 | -46 |
| LEPE | -530 | -304 | -226 |
| LINARES DE LA SIERRA | 2 | 1 | 1 |
| LUCENA DEL PUERTO | -29 | 2 | -31 |
| MANZANILLA | -16 | -5 | -11 |
| MARINES, LOS | -7 | -2 | -5 |
| MINAS DE RIOTINTO | -49 | -29 | -20 |
| MOGUER | -243 | -121 | -122 |
| NAVA, LA | -3 | -5 | 2 |
| NERVA | -77 | -51 | -26 |
| NIEBLA | -69 | -21 | -48 |
| PALMA DEL CONDADO, LA | -179 | -80 | -99 |
| PALOS DE LA FRONTERA | -178 | -63 | -115 |
| PATERNA DEL CAMPO | -17 | -13 | -4 |
| PAYMOGO | -14 | -9 | -5 |
| PUEBLA DE GUZMAN | -82 | -53 | -29 |
| PUERTO MORAL | -5 | 0 | -5 |
| PUNTA UMBRIA | -313 | -140 | -173 |
| ROCIANA DEL CONDADO | -120 | 1 | -121 |
| ROSAL DE LA FRONTERA | -20 | -8 | -12 |
| SAN BARTOLOME DE LA TORRE | -71 | -27 | -44 |
| SAN JUAN DEL PUERTO | -110 | -23 | -87 |
| SANLUCAR DE GUADIANA | -1 | | 1 |
| SAN SILVESTRE DE GUZMAN | -6 | 3 | -9 |
| SANTA ANA LA REAL | -4 | -4 | 0 |
| SANTA BARBARA DE CASA | -12 | -8 | -4 |
| SANTA OLALLA DEL CALA | -18 | 0 | -18 |
| TRIGUEROS | -132 | -33 | -99 |
| VALDELARCO | 0 | 1 | -1 |
| VALVERDE DEL CAMINO | -170 | -75 | -95 |
| VILLABLANCA | -33 | -15 | -18 |
| VILLALBA DEL ALCOR | -76 | -47 | -29 |
| VILLANUEVA DE LAS CRUCES | -3 | -4 | 1 |
| VILLANUEVA DE LOS CASTILLEJOS | -8 | 0 | -8 |
| VILLARRASA | -23 | -23 | 0 |
| ZALAMEA LA REAL | -33 | -29 | -4 |
| LA ZARZA-EL PERRUNAL | 18 | 17 | 1 |
| ZUFRE | -46 | -22 | -24 |
| PROVINCIA DE HUELVA | -8.364 | -3.814 | -4.550 |

2.2. MUNICIPIOS

2. PARO REGISTRADO

| PARO REGISTRADO SEPTIEMBRE | TASA VARIACIÓN ANUAL PARO REGISTRADO | TASA VARIACIÓN ANUAL PERSONAS PARADAS/SEXO | |
|-------------------------------|--------------------------------------|--|---------|
| | | HOMBRES | MUJERES |
| ALAJAR | -4,84% | -6,78% | -3,08% |
| ALJARAQUE | -14,19% | -14,20% | -14,18% |
| ALMENDRO, EL | -7,41% | -12,50% | -2,44% |
| ALMONASTER LA REAL | -8,89% | -7,06% | -10,53% |
| ALMONTE | -6,23% | -6,59% | -5,98% |
| ALOSNO | -10,99% | -14,03% | -8,33% |
| ARACENA | -13,47% | -17,39% | -10,85% |
| AROCHE | -9,36% | -7,92% | -10,78% |
| ARROYOMOLINOS DE LEON | -13,53% | -11,11% | -14,77% |
| AYAMONTE | -24,02% | -26,80% | -21,70% |
| BEAS | -17,73% | -19,90% | -15,81% |
| BERROCAL | 3,70% | -5,26% | 25,00% |
| BOLLULLOS PAR DEL CONDADO | -15,77% | -19,01% | -12,07% |
| BONARES | -19,41% | -23,78% | -15,05% |
| CABEZAS RUBIAS | -22,86% | -21,43% | -23,81% |
| CALA | -2,38% | 5,26% | -6,31% |
| CALAÑAS | -8,50% | -17,32% | -2,23% |
| CAMPILLO, EL | -18,90% | -17,86% | -19,72% |
| CAMPOFRIO | -7,69% | 13,79% | -20,41% |
| CAÑAVERAL DE LEON | 8,33% | -4,76% | 26,67% |
| CARTAYA | -22,11% | -21,85% | -22,33% |
| CASTAÑO DEL ROBLEDO | -10,87% | -8,33% | -13,64% |
| CERRO DE ANDEVALO, EL | -6,86% | 2,74% | -12,21% |
| CHUCENA | -15,43% | -16,09% | -14,67% |
| CORTECONCEPCION | -25,00% | -30,00% | -19,44% |
| CORTEGANA | -6,94% | 2,61% | -14,96% |
| CORTELAZOR | -9,30% | -6,25% | -11,11% |
| CUMBRES DE ENMEDIO | -22,22% | 33,33% | -50,00% |
| CUMBRES DE SAN BARTOLOME | -19,44% | -28,57% | -13,64% |
| CUMBRES MAYORES | -15,38% | -21,21% | -10,09% |
| ENCINASOLA | -5,08% | -14,55% | 3,17% |
| ESCACENA DEL CAMPO | -1,39% | 1,56% | -3,75% |
| FUENTEHERIDOS | 3,77% | -3,85% | 11,11% |
| GALAROZA | -25,53% | -27,38% | -24,04% |
| GIBRALEON | -14,11% | -17,85% | -11,44% |
| GRANADA DE RIO-TINTO, LA | -5,71% | 55,56% | -26,92% |
| GRANADO, EL | -33,96% | -28,57% | -40,00% |
| HIGUERA DE LA SIERRA | -10,12% | -9,76% | -10,47% |
| HINOJALES | -28,57% | 0,00% | -44,44% |
| HINOJOS | 7,42% | 3,67% | 10,83% |
| HUELVA | -13,42% | -14,60% | -12,61% |
| ISLA CRISTINA | -22,65% | -23,25% | -22,12% |
| JABUGO | -25,65% | -29,45% | -22,89% |
| LEPE | -18,60% | -23,30% | -14,64% |
| LINARES DE LA SIERRA | 6,25% | 5,88% | 6,67% |
| LUCENA DEL PUERTO | -13,55% | 1,85% | -29,25% |
| MANZANILLA | -10,67% | -6,58% | -14,86% |
| MARINES, LOS | -14,29% | -8,70% | -19,23% |
| MINAS DE RIOTINTO | -11,09% | -14,72% | -8,16% |
| MOGUER | -13,58% | -14,29% | -12,94% |
| NAVA, LA | -6,00% | -18,52% | 8,70% |
| NERVA | -11,54% | -18,41% | -6,67% |
| NIEBLA | -12,92% | -9,81% | -15,00% |
| PALMA DEL CONDADO, LA | -17,16% | -19,09% | -15,87% |
| PALOS DE LA FRONTERA | -13,22% | -11,33% | -14,56% |
| PATERNA DEL CAMPO | -8,10% | -12,26% | -3,85% |
| PAYMOGO | -9,40% | -13,85% | -5,95% |
| PUEBLA DE GUZMAN | -26,54% | -37,59% | -17,26% |
| PUERTO MORAL | -14,29% | 0,00% | -22,73% |
| PUNTA UMBRIA | -16,14% | -17,57% | -15,15% |
| ROCIANA DEL CONDADO | -14,98% | 0,28% | -27,13% |
| ROSAL DE LA FRONTERA | -13,42% | -11,27% | -15,38% |
| SAN BARTOLOME DE LA TORRE | -21,45% | -21,77% | -21,26% |
| SAN JUAN DEL PUERTO | -11,29% | -5,72% | -15,21% |
| SANLUCAR DE GUADIANA | -3,33% | -15,38% | 5,88% |
| SAN SILVESTRE DE GUZMAN | -12,50% | 14,29% | -33,33% |
| SANTA ANA LA REAL | -6,78% | -16,00% | 0,00% |
| SANTA BARBARA DE CASA | -13,33% | -17,78% | -8,89% |
| SANTA OLALLA DEL CALA | -7,56% | 0,00% | -11,69% |
| TRIGUEROS | -15,24% | -9,43% | -19,19% |
| VALDELARCO | 0,00% | 14,29% | -8,33% |
| VALVERDE DEL CAMINO | -13,23% | -15,66% | -11,79% |
| VILLABLANCA | -16,75% | -16,85% | -16,67% |
| VILLALBA DEL ALCOR | -20,05% | -27,33% | -14,01% |
| VILLANUEVA DE LAS CRUCES | -8,57% | -33,33% | 4,35% |
| VILLANUEVA DE LOS CASTILLEJOS | -3,52% | 0,00% | -6,72% |
| VILLARRASA | -13,29% | -24,21% | 0,00% |
| ZALAMEA LA REAL | -9,27% | -18,35% | -2,02% |
| LA ZARZA-EL PERRUNAL | 16,22% | 38,64% | 1,49% |
| ZUFRE | -34,07% | -36,67% | -32,00% |
| PROVINCIA DE HUELVA | -14,48% | -15,50% | -13,73% |

2.2. MUNICIPIOS

2. PARO REGISTRADO

| PARO REGISTRADO SEPTIEMBRE 2021 | DIFERENCIA ANUAL PERSONAS PARADAS (nº personas)/SECTORES | | | | |
|------------------------------------|--|-------------|--------------|---------------|---------------------|
| | AGRICULTURA | INDUSTRIA | CONSTRUCCIÓN | SERVICIOS | SIN EMPLEO ANTERIOR |
| ALAJAR | 1 | -4 | 8 | -10 | -1 |
| ALJARAQUE | -50 | -18 | -8 | -171 | -26 |
| ALMENDRO, EL | -6 | -4 | 1 | 2 | 1 |
| ALMONASTER LA REAL | -8 | -4 | 19 | -23 | 0 |
| ALMONTE | -8 | -17 | -18 | -99 | -58 |
| ALOSNO | -42 | 7 | 5 | -18 | -4 |
| ARACENA | -15 | -19 | -5 | -48 | -29 |
| AROCHE | -2 | -8 | 3 | -6 | -6 |
| ARROYOMOLINOS DE LEON | -5 | -1 | 1 | -8 | -5 |
| AYAMONTE | -109 | -13 | -30 | -336 | -49 |
| BEAS | -41 | -2 | -6 | -14 | -9 |
| BERROCAL | 1 | 1 | 0 | -3 | 2 |
| BOLLULLOS PAR DEL CONDADO | -36 | -4 | -12 | -92 | -24 |
| BONARES | -43 | -3 | 4 | -20 | -10 |
| CABEZAS RUBIAS | -1 | 2 | -2 | -10 | -5 |
| CALA | 5 | 0 | 2 | -9 | -2 |
| CALAÑAS | -4 | 2 | -7 | -17 | 0 |
| CAMPILLO, EL | -9 | -4 | 0 | -24 | -11 |
| CAMPOFRIO | 5 | -2 | -1 | -7 | -1 |
| CAÑAVERAL DE LEON | 2 | 1 | -2 | -1 | 3 |
| CARTAYA | -192 | -4 | -19 | -158 | -19 |
| CASTAÑO DEL ROBLEDO | -3 | -1 | -1 | -1 | 1 |
| CERRO DE ANDEVALO, EL | -7 | -6 | 2 | -1 | -2 |
| CHUCENA | -11 | 2 | -4 | -7 | -5 |
| CORTECONCEPCION | -2 | -4 | -4 | -5 | -4 |
| CORTEGANA | -2 | -7 | -6 | -19 | -1 |
| CORTELAZOR | 0 | 0 | 1 | -3 | -2 |
| CUMBRES DE ENMEDIO | -1 | 0 | 0 | -1 | 0 |
| CUMBRES DE SAN BARTOLOME | -3 | 5 | 0 | -6 | -3 |
| CUMBRES MAYORES | -10 | -14 | -6 | 1 | -3 |
| ENCINASOLA | -6 | 3 | 2 | -4 | -1 |
| ESCACENA DEL CAMPO | 11 | -1 | 2 | -4 | -10 |
| FUENTEHERIDOS | 2 | -3 | 2 | 3 | 0 |
| GALAROZA | -5 | -4 | 0 | -31 | -8 |
| GIBRALEON | -53 | -4 | -32 | -73 | -24 |
| GRANADA DE RIO-TINTO, LA | 0 | 0 | 0 | -2 | 0 |
| GRANADO, EL | -7 | -1 | -1 | -8 | -1 |
| HIGUERA DE LA SIERRA | 1 | 1 | 5 | -19 | -5 |
| HINOJALES | 0 | 0 | -9 | 2 | -1 |
| HINOJOS | 14 | 1 | 4 | -5 | 3 |
| HUELVA | -565 | -81 | -47 | -1.395 | -396 |
| ISLA CRISTINA | -332 | -17 | -3 | -224 | -86 |
| JABUGO | -3 | -36 | -2 | -39 | -9 |
| LEPE | -258 | -17 | -16 | -200 | -39 |
| LINARES DE LA SIERRA | 0 | -1 | 4 | 0 | -1 |
| LUCENA DEL PUERTO | -21 | 0 | 11 | -11 | -8 |
| MANZANILLA | -12 | -2 | 6 | -6 | -2 |
| MARINES, LOS | -3 | 2 | -1 | -5 | 0 |
| MINAS DE RIOTINTO | -22 | -5 | -1 | -1 | -20 |
| MOGUER | -147 | 1 | -30 | -22 | -45 |
| NAVA, LA | 0 | -1 | -2 | 0 | 0 |
| NERVA | -15 | -7 | -8 | -36 | -11 |
| NIEBLA | -24 | 1 | -6 | -26 | -14 |
| PALMA DEL CONDADO, LA | -42 | -6 | -9 | -80 | -42 |
| PALOS DE LA FRONTERA | -98 | 12 | -14 | -60 | -18 |
| PATERNA DEL CAMPO | -3 | 3 | -3 | -9 | -5 |
| PAYMOGO | -17 | 3 | 4 | -5 | 1 |
| PUEBLA DE GUZMAN | -27 | -1 | -9 | -46 | 1 |
| PUERTO MORAL | 2 | 0 | 0 | -5 | -2 |
| PUNTA UMBRIA | -40 | -15 | -22 | -199 | -37 |
| ROCIANA DEL CONDADO | -99 | -6 | -7 | -11 | 3 |
| ROSAL DE LA FRONTERA | -4 | 1 | -5 | -11 | -1 |
| SAN BARTOLOME DE LA TORRE | -23 | -5 | -1 | -35 | -7 |
| SAN JUAN DEL PUERTO | -54 | 4 | 3 | -39 | -24 |
| SANLUCAR DE GUADIANA | -1 | 0 | 2 | -2 | 0 |
| SAN SILVESTRE DE GUZMAN | -5 | 0 | 3 | -1 | -3 |
| SANTA ANA LA REAL | 1 | 0 | -4 | -2 | 1 |
| SANTA BARBARA DE CASA | -6 | 2 | -5 | 2 | -5 |
| SANTA OLALLA DEL CALA | 0 | 0 | 3 | -11 | -10 |
| TRIGUEROS | -66 | -1 | -1 | -25 | -39 |
| VALDELARCO | 0 | 1 | -1 | 0 | 0 |
| VALVERDE DEL CAMINO | -45 | -25 | 7 | -70 | -37 |
| VILLABLANCA | -12 | -2 | -4 | -14 | -1 |
| VILLALBA DEL ALCOR | -18 | -6 | -12 | -32 | -8 |
| VILLANUEVA DE LAS CRUCES | 0 | -1 | 0 | -2 | 0 |
| VILLANUEVA DE LOS CASTILLEJOS | -8 | 4 | -3 | -3 | 2 |
| VILLARRASA | -3 | 2 | -5 | -14 | -3 |
| ZALAMEA LA REAL | -11 | 1 | -8 | -7 | -8 |
| LA ZARZA-EL PERRUNAL | -2 | 7 | -6 | 13 | 6 |
| ZUFRE | -6 | -6 | 3 | -34 | -3 |
| TOTAL PROVINCIA | -2.628 | -324 | -301 | -3.922 | -1.189 |

2.2. MUNICIPIOS

2. PARO REGISTRADO

| PARO REGISTRADO SEPTIEMBRE 2021 | TASA VARIACIÓN ANUAL PERSONAS PARADAS/SECTORES | | | | |
|---------------------------------|--|----------------|---------------|----------------|---------------------|
| | AGRICULTURA | INDUSTRIA | CONSTRUCCIÓN | SERVICIOS | SIN EMPLEO ANTERIOR |
| ALAJAR | 9,09% | -100,00% | 114,29% | -10,75% | -11,11% |
| ALJARAQUE | -22,94% | -18,18% | -6,61% | -12,81% | -17,22% |
| ALMENDRO, EL | -50,00% | -80,00% | 33,33% | 3,28% | 0,00% |
| ALMONASTER LA REAL | -30,77% | -18,18% | 38,00% | -31,51% | 0,00% |
| ALMONTE | -0,45% | -25,00% | -10,00% | -9,10% | -51,79% |
| ALOSNO | -37,50% | 46,67% | 20,00% | -5,96% | -21,05% |
| ARACENA | -21,13% | -27,94% | -4,72% | -8,92% | -37,18% |
| AROCHE | -3,39% | -50,00% | 37,50% | -5,61% | -46,15% |
| ARROYOMOLINOS DE LEON | -25,00% | -12,50% | 20,00% | -9,76% | -27,78% |
| AYAMONTE | -28,24% | -16,67% | -16,48% | -23,20% | -34,51% |
| BEAS | -31,78% | -18,18% | -18,75% | -6,90% | -29,03% |
| BERROCAL | 100,00% | 0,00% | 0,00% | -12,50% | 0,00% |
| BOLLULLOS PAR DEL CONDADO | -14,63% | -15,38% | -8,57% | -16,06% | -30,00% |
| BONARES | -29,25% | -16,67% | 19,05% | -12,50% | -40,00% |
| CABEZAS RUBIAS | -25,00% | 200,00% | -100,00% | -17,54% | -83,33% |
| CALA | 21,74% | 0,00% | 33,33% | -7,09% | -22,22% |
| CALAÑAS | -8,00% | 20,00% | -31,82% | -8,46% | 0,00% |
| CAMPILLO, EL | -22,50% | -40,00% | 0,00% | -14,81% | -32,35% |
| CAMPOFRIO | 71,43% | -28,57% | -25,00% | -13,21% | -14,29% |
| CAÑAVERAL DE LEON | 66,67% | 33,33% | -33,33% | -4,35% | 300,00% |
| CARTAYA | -27,63% | -8,33% | -15,45% | -18,52% | -35,19% |
| CASTAÑO DEL ROBLEDO | -60,00% | -33,33% | -50,00% | -2,86% | 100,00% |
| CERRO DE ANDEVALO, EL | -38,89% | -46,15% | 11,76% | -0,70% | -14,29% |
| CHUCENA | -42,31% | 33,33% | -19,05% | -7,69% | -27,78% |
| CORTECONCEPCION | -40,00% | -50,00% | -57,14% | -9,80% | -80,00% |
| CORTEGANA | -3,13% | -15,91% | -3,92% | -8,92% | -3,33% |
| CORTELAZOR | 0,00% | 0,00% | 4,76% | -18,75% | -100,00% |
| CUMBRES DE ENMEDIO | -100,00% | 0,00% | 0,00% | -33,33% | 0,00% |
| CUMBRES DE SAN BARTOLOME | -60,00% | 250,00% | 0,00% | -26,09% | -60,00% |
| CUMBRES MAYORES | -66,67% | -21,21% | -28,57% | 1,08% | -23,08% |
| ENCINASOLA | -28,57% | 60,00% | 8,33% | -6,67% | -12,50% |
| ESCACENA DEL CAMPO | 50,00% | -25,00% | 16,67% | -4,26% | -83,33% |
| FUENTEHERIDOS | 50,00% | -42,86% | 11,76% | 4,23% | 0,00% |
| GALAROZA | -22,73% | -17,39% | 0,00% | -24,41% | -80,00% |
| GIBRALEON | -14,72% | -8,00% | -24,43% | -10,66% | -26,09% |
| GRANADA DE RIO-TINTO, LA | 0,00% | 0,00% | 0,00% | -6,45% | 0,00% |
| GRANADO, EL | -77,78% | -50,00% | -25,00% | -21,62% | -100,00% |
| HIGUERA DE LA SIERRA | 6,25% | 20,00% | 26,32% | -16,52% | -38,46% |
| HINOJALES | 0,00% | 0,00% | -42,86% | 40,00% | -100,00% |
| HINOJOS | 23,73% | 4,35% | 25,00% | -3,91% | 100,00% |
| HUELVA | -17,64% | -11,60% | -3,99% | -12,10% | -20,74% |
| ISLA CRISTINA | -33,81% | -21,52% | -1,84% | -15,14% | -39,27% |
| JABUGO | -10,34% | -31,86% | -28,57% | -22,03% | -42,86% |
| LEPE | -26,99% | -20,00% | -11,35% | -12,85% | -35,45% |
| LINARES DE LA SIERRA | 0,00% | -33,33% | 16,00% | 0,00% | -100,00% |
| LUCENA DEL PUERTO | -15,44% | 0,00% | 122,22% | -20,00% | -72,73% |
| MANZANILLA | -30,77% | -50,00% | 35,29% | -7,69% | -16,67% |
| MARINES, LOS | -42,86% | 0,00% | -50,00% | -12,82% | 0,00% |
| MINAS DE RIOTINTO | -31,43% | -22,73% | -8,33% | -0,35% | -37,74% |
| MOGUER | -18,77% | 0,91% | -14,85% | -3,72% | -43,69% |
| NAVA, LA | 0,00% | -50,00% | -50,00% | 0,00% | 0,00% |
| NERVA | -11,54% | -21,88% | -19,05% | -9,45% | -13,41% |
| NIEBLA | -19,05% | 4,55% | -14,29% | -8,61% | -33,33% |
| PALMA DEL CONDADO, LA | -18,58% | -15,00% | -18,37% | -12,62% | -44,68% |
| PALOS DE LA FRONTERA | -17,28% | 24,00% | -25,00% | -9,60% | -37,50% |
| PATERNA DEL CAMPO | -6,00% | 50,00% | -18,75% | -7,69% | -23,81% |
| PAYMOCO | -30,91% | 0,00% | 26,67% | -7,35% | 9,09% |
| PUEBLA DE GUZMAN | -40,91% | -12,50% | -40,91% | -22,44% | 12,50% |
| PUERTO MORAL | 100,00% | 0,00% | 0,00% | -17,86% | -100,00% |
| PUNTA UMBRIA | -17,24% | -17,86% | -12,79% | -14,96% | -30,58% |
| ROCIANA DEL CONDADO | -21,43% | -42,86% | -12,73% | -4,31% | 20,00% |
| ROSAL DE LA FRONTERA | -10,53% | 25,00% | -55,56% | -11,46% | -50,00% |
| SAN BARTOLOME DE LA TORRE | -23,96% | -22,73% | -6,67% | -19,13% | -46,67% |
| SAN JUAN DEL PUERTO | -19,42% | 9,52% | 4,11% | -7,68% | -32,88% |
| SANLUCAR DE GUADIANA | -50,00% | 0,00% | 13,33% | -22,22% | 0,00% |
| SAN SILVESTRE DE GUZMAN | -100,00% | 0,00% | 300,00% | -2,63% | -100,00% |
| SANTA ANA LA REAL | 100,00% | 0,00% | -18,18% | -6,67% | 20,00% |
| SANTA BARBARA DE CASA | -22,22% | 66,67% | -17,86% | 8,00% | -71,43% |
| SANTA OLALLA DEL CALA | 0,00% | 0,00% | 50,00% | -6,71% | -50,00% |
| TRIGUEROS | -32,04% | -2,33% | -1,45% | -5,42% | -44,83% |
| VALDELARCO | 0,00% | 50,00% | -100,00% | 0,00% | 0,00% |
| VALVERDE DEL CAMINO | -28,66% | -16,67% | 8,64% | -9,15% | -28,03% |
| VILLABLANCA | -16,90% | -22,22% | -28,57% | -14,89% | -11,11% |
| VILLALBA DEL ALCOR | -27,27% | -46,15% | -22,22% | -14,29% | -36,36% |
| VILLANUEVA DE LAS CRUCES | 0,00% | -100,00% | 0,00% | -6,90% | 0,00% |
| VILLANUEVA DE LOS CASTILLEJOS | -17,78% | 36,36% | -23,08% | -2,00% | 25,00% |
| VILLARRASA | -7,32% | 22,22% | -45,45% | -13,86% | -27,27% |
| ZALAMEA LA REAL | -25,00% | 6,67% | -18,60% | -3,35% | -17,78% |
| LA ZARZA-EL PERRUNAL | -10,00% | 350,00% | -50,00% | 17,33% | 300,00% |
| ZUFRE | -37,50% | -75,00% | 37,50% | -35,42% | -42,86% |
| TOTAL PROVINCIA | -18,82% | -12,93% | -7,07% | -12,02% | -27,07% |

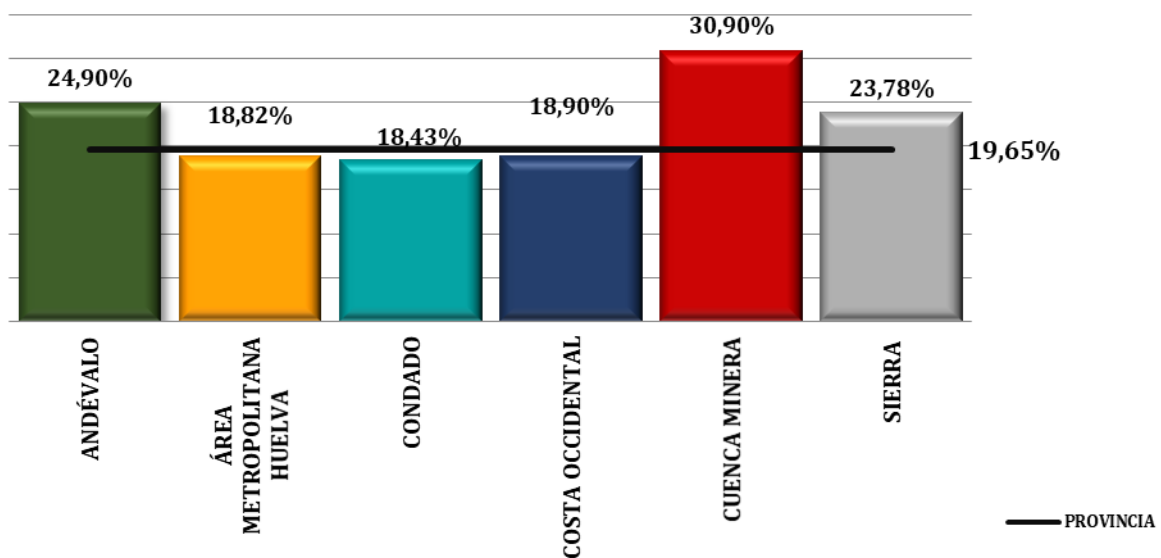
TASA DE DESEMPLEO APARENTE. SEPTIEMBRE 2021

| COMARCAS Y MUNICIPIOS | AFILIACIÓN | PARO REGISTRADO | TASA DES. APARENTE |
|----------------------------------|----------------|-----------------|--------------------|
| ANDÉVALO | 9.892 | 3.279 | 24,90% |
| El Almendro | 233 | 75 | 24,35% |
| Alosno | 1.078 | 421 | 28,09% |
| Cabezas Rubias | 168 | 54 | 24,32% |
| Calañas | 617 | 409 | 39,86% |
| El Cerro de Andévalo | 556 | 190 | 25,47% |
| El Granado | 130 | 35 | 21,21% |
| Paymogo | 344 | 135 | 28,18% |
| Puebla de Guzmán | 896 | 227 | 20,21% |
| San Bartolomé de la Torre | 1.245 | 260 | 17,28% |
| Sanlúcar de Guadiana | 71 | 29 | 29,00% |
| Santa Bárbara de Casa | 383 | 78 | 16,92% |
| Valverde del Camino | 3.101 | 1.115 | 26,45% |
| Villanueva de las Cruces | 51 | 32 | 38,55% |
| Villanueva de los Castillejos | 1.019 | 219 | 17,69% |
| CONDADO | 38.833 | 8.774 | 18,43% |
| Almonte | 12.254 | 3.010 | 19,72% |
| Beas | 1.049 | 334 | 24,15% |
| Bollullos Par del Condado | 5.008 | 897 | 15,19% |
| Bonares | 2.203 | 299 | 11,95% |
| Chucena | 738 | 137 | 15,66% |
| Escacena del Campo | 751 | 142 | 15,90% |
| Hinojos | 1.273 | 246 | 16,19% |
| Lucena del Puerto | 2.193 | 185 | 7,78% |
| Manzanilla | 664 | 134 | 16,79% |
| Niebla | 2.198 | 465 | 17,46% |
| La Palma del Condado | 3.155 | 864 | 21,50% |
| Paterna del Campo | 1.046 | 193 | 15,58% |
| Rociana del Condado | 3.098 | 681 | 18,02% |
| Trigueros | 1.728 | 734 | 29,81% |
| Villalba del Alcor | 880 | 303 | 25,61% |
| Villarrasa | 595 | 150 | 20,13% |
| COSTA OCCIDENTAL | 33.748 | 7.866 | 18,90% |
| Ayamonte | 5.600 | 1.699 | 23,28% |
| Cartaya | 8.040 | 1.381 | 14,66% |
| Isla Cristina | 6.414 | 2.261 | 26,06% |
| Lepe | 12.664 | 2.319 | 15,48% |
| San Silvestre de Guzmán | 158 | 42 | 21,00% |
| Villablanca | 872 | 164 | 15,83% |
| CUENCA MINERA | 3.679 | 1.645 | 30,90% |
| Berrocal | 31 | 28 | 47,46% |
| El Campillo | 426 | 206 | 32,59% |
| Campofrío | 196 | 72 | 26,87% |
| La Granada de Río-Tinto | 41 | 33 | 44,59% |
| Minas de Riotinto | 1.396 | 393 | 21,97% |
| Nerva | 1.055 | 590 | 35,87% |
| Zalamea la Real | 534 | 323 | 37,69% |
| ÁREA METROPOLITANA HUELVA | 103.597 | 24.016 | 18,82% |
| Aljaraque | 3.999 | 1.651 | 29,22% |
| Gibraleón | 3.001 | 1.132 | 27,39% |
| Huelva | 68.316 | 16.028 | 19,00% |
| Moguer | 9.491 | 1.547 | 14,02% |
| Palos de la Frontera | 9.287 | 1.168 | 11,17% |
| Punta Umbría | 4.547 | 1.626 | 26,34% |
| San Juan del Puerto | 4.956 | 864 | 14,85% |
| SIERRA ARACENA P. AROCHE | 12.188 | 3.803 | 23,78% |
| Alájar | 191 | 118 | 38,19% |
| Almonaster la Real | 2.049 | 164 | 7,41% |
| Aracena | 2.406 | 745 | 23,64% |
| Aroche | 1.074 | 184 | 14,63% |
| Arroyomolinos de León | 192 | 115 | 37,46% |
| Cala | 219 | 164 | 42,82% |
| Cañaveral de León | 76 | 39 | 33,91% |
| Castaño del Robledo | 34 | 41 | 54,67% |
| Corteconcepción | 150 | 57 | 27,54% |
| Cortegana | 1.082 | 469 | 30,24% |
| Cortelazor | 51 | 39 | 43,33% |
| Cumbres de Enmedio | 9 | 7 | 43,75% |
| Cumbres de San Bartolomé | 95 | 29 | 23,39% |
| Cumbres Mayores | 566 | 176 | 23,72% |
| Encinasola | 375 | 112 | 23,00% |
| Fuenteheridos | 183 | 110 | 37,54% |
| Galaroza | 456 | 140 | 23,49% |
| Higuera de la Sierra | 283 | 151 | 34,79% |
| Hinojales | 85 | 20 | 19,05% |
| Jabugo | 956 | 258 | 21,25% |
| Linares de la Sierra | 40 | 34 | 45,95% |
| Los Marines | 83 | 42 | 33,60% |
| La Nava | 50 | 47 | 48,45% |
| Puerto Moral | 64 | 30 | 31,91% |
| Rosal de la Frontera | 504 | 129 | 20,38% |
| Santa Ana la Real | 92 | 55 | 37,41% |
| Santa Olalla del Cala | 602 | 220 | 26,76% |
| Valdelarco | 52 | 19 | 26,76% |
| Zufre | 169 | 89 | 34,50% |
| TOTAL PROVINCIA | 201.937 | 49.383 | 19,65% |

INDICADORES POR COMARCAS - SEPTIEMBRE 2021

| | AFILIACIÓN | PARO | TASA DES. APARENTE |
|--------------------------|------------|--------|--------------------|
| ANDÉVALO | 9.892 | 3.279 | 24,90% |
| ÁREA METROPOLITANA | 103.597 | 24.016 | 18,82% |
| CONDADO | 38.833 | 8.774 | 18,43% |
| COSTA OCCIDENTAL | 33.748 | 7.866 | 18,90% |
| CUENCA MINERA | 3.679 | 1.645 | 30,90% |
| SIERRA ARACENA P. AROCHE | 12.188 | 3.803 | 23,78% |
| PROVINCIA* | 201.937 | 49.383 | 19,65% |

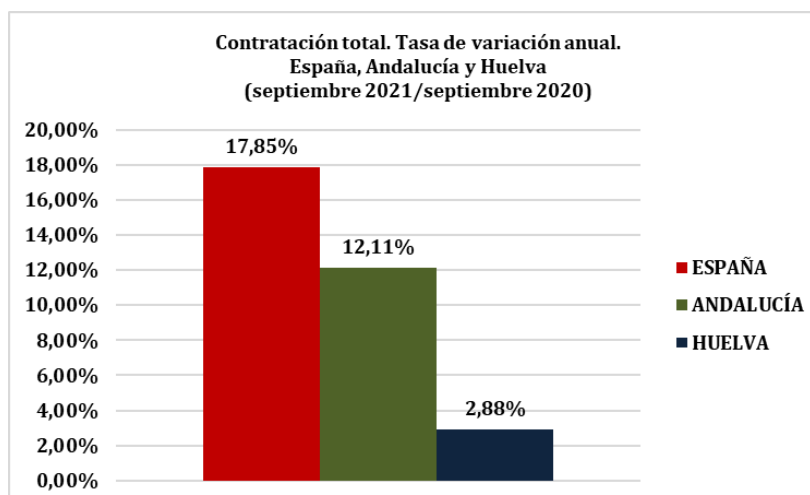
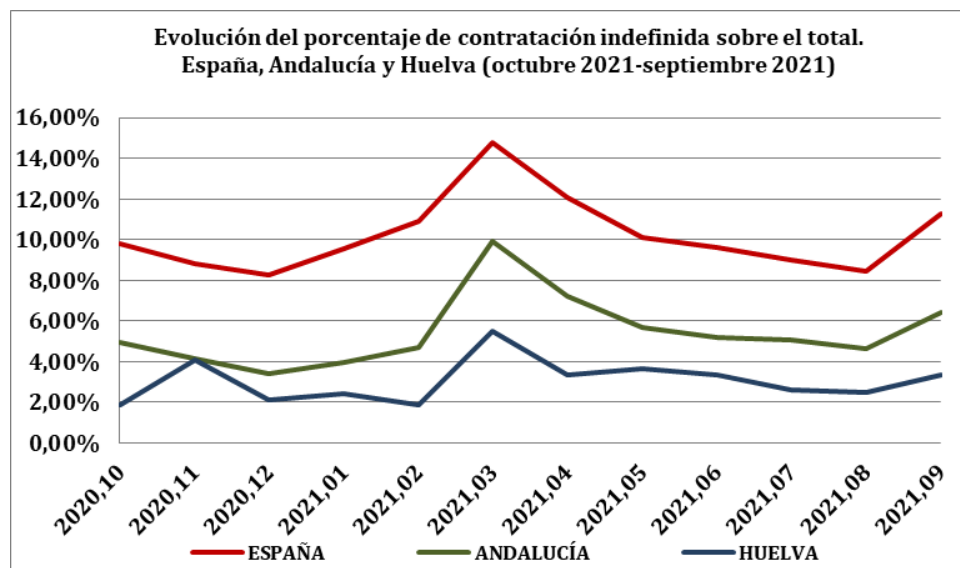
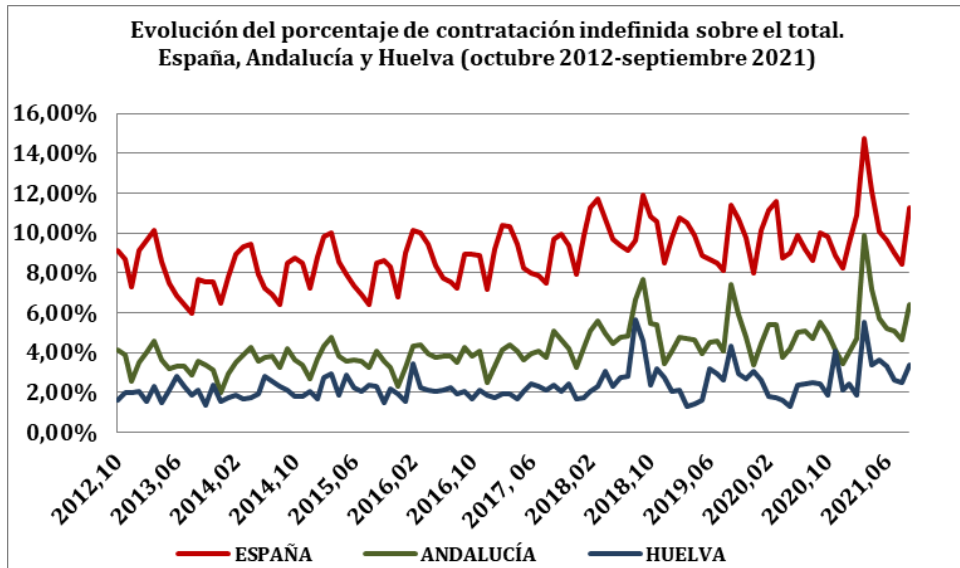
*NO INCLUIDAS PERSONAS SIN DISTRIBUIR MUNICIPALMENTE

TASA DESEMPLEO APARENTE COMARCAS
SEPTIEMBRE 2021

CONTRATOS REALIZADOS - SEPTIEMBRE 2021

| | TOTALES | | | TEMPORALES | | | INDEFINIDOS | | |
|---------------------------|---------|---------|-----------|------------|---------|-----------|-------------|--------|---------|
| | HUELVA | ANDAL. | ESPAÑA | HUELVA | ANDAL. | ESPAÑA | HUELVA | ANDAL. | ESPAÑA |
| TOTAL | 33.143 | 412.950 | 1.923.846 | 32.030 | 386.408 | 1.707.158 | 1.113 | 26.542 | 216.688 |
| Diferencia mensual | 8.380 | 109.945 | 516.283 | 7.882 | 97.400 | 418.580 | 498 | 12.545 | 97.703 |
| Tasa v. mensual | 33,84% | 36,28% | 36,68% | 32,64% | 33,70% | 32,48% | 80,98% | 89,63% | 82,11% |
| Diferencia anual | 929 | 44.591 | 291.362 | 599 | 38.344 | 237.883 | 330 | 6.247 | 53.479 |
| Tasa v. interanual | 2,88% | 12,11% | 17,85% | 1,91% | 11,02% | 16,19% | 42,15% | 30,78% | 32,77% |

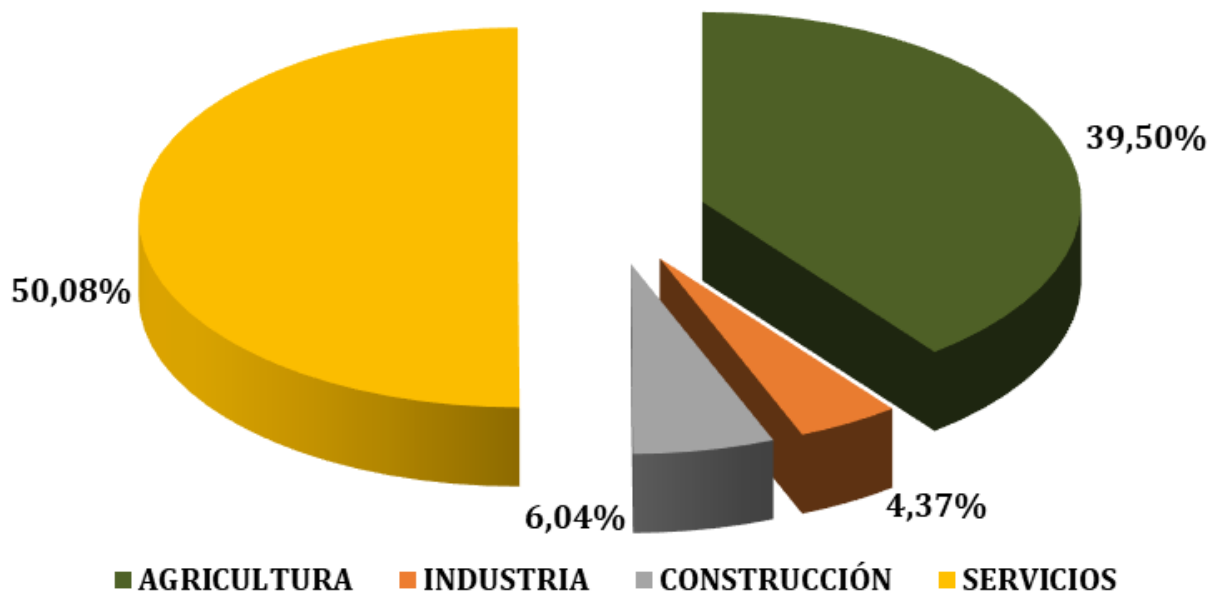
Fuente: Ministerio de Trabajo, Migraciones y Seguridad Social



| CONTRATOS POR SECTORES PROVINCIA DE HUELVA - SEPTIEMBRE 2021 | | | | |
|---|--------------------|------------------|---------------------|------------------|
| SECTORES | AGRICULTURA | INDUSTRIA | CONSTRUCCIÓN | SERVICIOS |
| CONTRATOS TEMPORALES | | | | |
| Nº PERSONAS | 12.882 | 1.401 | 1.951 | 15.796 |
| SOBRE TOTAL | 38,87% | 4,23% | 5,89% | 47,66% |
| CONTRATOS INDEFINIDOS | | | | |
| Nº PERSONAS | 211 | 49 | 50 | 803 |
| SOBRE TOTAL | 0,64% | 0,15% | 0,15% | 2,42% |

Fuente: Ministerio de Trabajo, Migraciones y Seguridad Social

CONTRATACIÓN TOTAL/SECTORES



3.2. MUNICIPIOS

3. CONTRATACIONES

CONTRATACIONES-SEPTIEMBRE 2021

| MUNICIPIOS | TIPO DE CONTRATO | | | | | | | SECTORES | | | |
|-------------------------------|------------------|--------------|---------------|--------------|--------------|---------------|--------------|---------------|--------------|--------------|---------------|
| | TOTAL | HOMBRES | | | MUJERES | | | AGRIC. | INDUST. | CONSTRUC. | SERVIC. |
| | | INIC. INDEF. | INIC. TEMP. | CONV. INDEF. | INIC. INDEF. | INIC. TEMP. | CONV. INDEF. | | | | |
| ALAJAR | 20 | 0 | 6 | 0 | 0 | 14 | 0 | 0 | 0 | 0 | 20 |
| ALJARAQUE | 391 | 6 | 190 | 1 | 11 | 182 | 1 | 33 | 34 | 21 | 303 |
| ALMENDRO, EL | 38 | 0 | 19 | 0 | 0 | 19 | 0 | 13 | 0 | 2 | 23 |
| ALMONASTER LA REAL | 110 | 6 | 70 | 0 | 2 | 32 | 0 | 5 | 24 | 17 | 64 |
| ALMONTE | 3.529 | 14 | 1.607 | 5 | 26 | 1.869 | 8 | 2.460 | 12 | 134 | 923 |
| ALOSNO | 79 | 0 | 31 | 0 | 0 | 47 | 1 | 5 | 1 | 8 | 65 |
| ARACENA | 377 | 4 | 171 | 1 | 6 | 195 | 0 | 12 | 26 | 64 | 275 |
| AROCHE | 101 | 0 | 42 | 0 | 0 | 59 | 0 | 37 | 1 | 3 | 60 |
| ARROYOMOLINOS DE LEON | 21 | 0 | 11 | 0 | 0 | 10 | 0 | 11 | 0 | 0 | 10 |
| AYAMONTE | 1.065 | 2 | 557 | 2 | 4 | 494 | 6 | 319 | 33 | 117 | 596 |
| BEAS | 129 | 0 | 97 | 0 | 0 | 32 | 0 | 27 | 1 | 58 | 43 |
| BERROCAL | 7 | 0 | 6 | 0 | 0 | 1 | 0 | 6 | 0 | 0 | 1 |
| BOLLULLOS PAR DEL CONDADO | 790 | 12 | 411 | 1 | 6 | 360 | 0 | 166 | 14 | 156 | 454 |
| BONARES | 430 | 4 | 209 | 4 | 3 | 209 | 1 | 315 | 2 | 32 | 81 |
| CABEZAS RUBIAS | 15 | 0 | 9 | 0 | 0 | 6 | 0 | 0 | 0 | 3 | 12 |
| CALA | 39 | 2 | 22 | 0 | 0 | 15 | 0 | 1 | 2 | 3 | 33 |
| CALAÑAS | 46 | 0 | 17 | 0 | 0 | 29 | 0 | 9 | 0 | 4 | 33 |
| CAMPILLO, EL | 50 | 1 | 28 | 0 | 0 | 21 | 0 | 26 | 1 | 2 | 21 |
| CAMPOFRIO | 8 | 0 | 2 | 0 | 1 | 5 | 0 | 1 | 1 | 0 | 6 |
| CAÑAVERAL DE LEON | 16 | 0 | 8 | 0 | 0 | 8 | 0 | 3 | 0 | 1 | 12 |
| CARTAYA | 2.319 | 26 | 1.424 | 8 | 20 | 831 | 10 | 1.482 | 9 | 67 | 761 |
| CASTAÑO DEL ROBLEDO | 11 | 0 | 8 | 0 | 0 | 3 | 0 | 5 | 0 | 3 | 3 |
| CERRO DE ANDEVALO, EL | 121 | 21 | 40 | 0 | 3 | 56 | 1 | 68 | 0 | 3 | 50 |
| CHUCENA | 209 | 0 | 113 | 0 | 1 | 93 | 2 | 139 | 0 | 19 | 51 |
| CORTECONCEPCION | 36 | 0 | 19 | 0 | 0 | 17 | 0 | 3 | 5 | 3 | 25 |
| CORTEGANA | 132 | 1 | 66 | 1 | 5 | 59 | 0 | 26 | 19 | 24 | 63 |
| CORTELAZOR | 5 | 0 | 3 | 1 | 0 | 1 | 0 | 2 | 0 | 2 | 1 |
| CUMBRES DE ENMEDIO | 3 | 0 | 2 | 0 | 0 | 1 | 0 | 1 | 0 | 2 | 0 |
| CUMBRES DE SAN BARTOLOME | 11 | 0 | 8 | 0 | 0 | 3 | 0 | 6 | 0 | 0 | 5 |
| CUMBRES MAYORES | 74 | 1 | 54 | 2 | 0 | 17 | 0 | 4 | 54 | 5 | 11 |
| ENCINASOLA | 46 | 0 | 18 | 1 | 0 | 27 | 0 | 12 | 4 | 4 | 26 |
| ESCACENA DEL CAMPO | 63 | 0 | 25 | 0 | 0 | 38 | 0 | 8 | 0 | 5 | 50 |
| FUENTEHERIDOS | 76 | 0 | 42 | 0 | 0 | 34 | 0 | 37 | 1 | 7 | 31 |
| GALAROZA | 42 | 0 | 22 | 0 | 1 | 19 | 0 | 4 | 5 | 8 | 25 |
| GIBRALEON | 1.004 | 10 | 541 | 1 | 3 | 448 | 1 | 675 | 15 | 39 | 275 |
| GRANADA DE RIO-TINTO, LA | 8 | 0 | 5 | 0 | 0 | 3 | 0 | 0 | 2 | 0 | 6 |
| GRANADO, EL | 36 | 0 | 14 | 0 | 0 | 22 | 0 | 0 | 0 | 4 | 32 |
| HIGUERA DE LA SIERRA | 38 | 0 | 20 | 1 | 1 | 16 | 0 | 3 | 1 | 3 | 31 |
| HINOJALES | 6 | 0 | 4 | 0 | 0 | 2 | 0 | 0 | 1 | 1 | 4 |
| HINOJOS | 577 | 11 | 348 | 0 | 1 | 216 | 1 | 462 | 25 | 21 | 69 |
| HUELVA | 5.903 | 115 | 2.734 | 76 | 226 | 2.687 | 65 | 240 | 318 | 397 | 4.948 |
| ISLA CRISTINA | 1.487 | 15 | 749 | 2 | 5 | 715 | 1 | 663 | 262 | 33 | 529 |
| JABUGO | 117 | 2 | 77 | 3 | 1 | 34 | 0 | 0 | 73 | 10 | 34 |
| LEPE | 3.028 | 25 | 1.852 | 4 | 9 | 1.134 | 4 | 1.437 | 72 | 70 | 1.449 |
| LINARES DE LA SIERRA | 19 | 0 | 12 | 0 | 0 | 7 | 0 | 0 | 1 | 11 | 7 |
| LUCENA DEL PUERTO | 513 | 4 | 304 | 0 | 4 | 200 | 1 | 309 | 0 | 21 | 183 |
| MANZANILLA | 96 | 0 | 58 | 0 | 0 | 38 | 0 | 44 | 1 | 4 | 47 |
| MARINES, LOS | 17 | 0 | 5 | 0 | 0 | 12 | 0 | 4 | 0 | 0 | 13 |
| MINAS DE RIOTINTO | 144 | 2 | 117 | 5 | 0 | 17 | 3 | 1 | 73 | 40 | 30 |
| MOGUER | 2.319 | 21 | 1.111 | 10 | 9 | 1.164 | 4 | 1.807 | 42 | 85 | 385 |
| NAVA, LA | 4 | 0 | 2 | 0 | 0 | 2 | 0 | 1 | 0 | 0 | 3 |
| NERVA | 78 | 0 | 25 | 1 | 2 | 46 | 4 | 0 | 6 | 13 | 59 |
| NIEBLA | 275 | 7 | 173 | 2 | 8 | 84 | 1 | 39 | 11 | 11 | 214 |
| PALMA DEL CONDADO, LA | 703 | 5 | 417 | 1 | 6 | 272 | 2 | 91 | 9 | 44 | 559 |
| PALOS DE LA FRONTERA | 1.654 | 12 | 900 | 14 | 9 | 713 | 6 | 763 | 80 | 73 | 738 |
| PATERNA DEL CAMPO | 145 | 0 | 107 | 0 | 0 | 38 | 0 | 70 | 1 | 6 | 68 |
| PAYMOGO | 24 | 0 | 12 | 0 | 1 | 11 | 0 | 11 | 0 | 3 | 10 |
| PUEBLA DE GUZMAN | 78 | 1 | 49 | 0 | 1 | 27 | 0 | 9 | 1 | 2 | 66 |
| PUERTO MORAL | 6 | 0 | 4 | 0 | 0 | 2 | 0 | 1 | 0 | 1 | 4 |
| PUNTA UMBRIA | 1.026 | 14 | 417 | 6 | 8 | 577 | 4 | 15 | 13 | 39 | 959 |
| ROCIANA DEL CONDADO | 395 | 8 | 198 | 1 | 1 | 186 | 1 | 200 | 7 | 37 | 151 |
| ROSAL DE LA FRONTERA | 70 | 1 | 46 | 0 | 1 | 22 | 0 | 47 | 0 | 6 | 17 |
| SAN BARTOLOME DE LA TORRE | 266 | 4 | 113 | 0 | 5 | 143 | 1 | 170 | 4 | 21 | 71 |
| SAN JUAN DEL PUERTO | 697 | 10 | 105 | 2 | 7 | 572 | 1 | 19 | 6 | 15 | 657 |
| SANLUCAR DE GUADIANA | 28 | 0 | 12 | 0 | 0 | 16 | 0 | 0 | 0 | 8 | 20 |
| SAN SILVESTRE DE GUZMAN | 21 | 0 | 10 | 0 | 0 | 11 | 0 | 7 | 0 | 0 | 14 |
| SANTA ANA LA REAL | 28 | 0 | 11 | 0 | 0 | 17 | 0 | 0 | 1 | 17 | 10 |
| SANTA BARBARA DE CASA | 65 | 0 | 30 | 0 | 0 | 35 | 0 | 10 | 3 | 17 | 35 |
| SANTA OLALLA DEL CALA | 126 | 1 | 72 | 0 | 0 | 52 | 1 | 37 | 0 | 11 | 78 |
| TRIGUEROS | 202 | 1 | 115 | 0 | 2 | 84 | 0 | 14 | 4 | 12 | 172 |
| VALDELARCO | 4 | 0 | 3 | 0 | 0 | 1 | 0 | 0 | 0 | 0 | 4 |
| VALVERDE DEL CAMINO | 410 | 4 | 203 | 2 | 8 | 189 | 4 | 37 | 59 | 70 | 244 |
| VILLABLANCA | 332 | 8 | 260 | 1 | 0 | 63 | 0 | 305 | 2 | 4 | 21 |
| VILLALBA DEL ALCOR | 150 | 1 | 80 | 0 | 1 | 68 | 0 | 7 | 1 | 37 | 105 |
| VILLANUEVA DE LAS CRUCES | 5 | 0 | 1 | 0 | 0 | 4 | 0 | 0 | 0 | 0 | 5 |
| VILLANUEVA DE LOS CASTILLEJOS | 391 | 14 | 199 | 1 | 11 | 164 | 2 | 253 | 100 | 0 | 38 |
| VILLARRASA | 160 | 0 | 105 | 0 | 0 | 55 | 0 | 76 | 3 | 12 | 69 |
| ZALAMEA LA REAL | 40 | 0 | 26 | 0 | 0 | 14 | 0 | 5 | 3 | 11 | 21 |
| ZARZA-PERRUNAL, LA | 3 | 0 | 1 | 0 | 0 | 1 | 1 | 0 | 1 | 0 | 2 |
| ZUFRE | 36 | 0 | 25 | 0 | 0 | 11 | 0 | 15 | 0 | 15 | 6 |
| HUELVA | 33.143 | 396 | 17.029 | 160 | 419 | 15.001 | 138 | 13.093 | 1.450 | 2.001 | 16.599 |

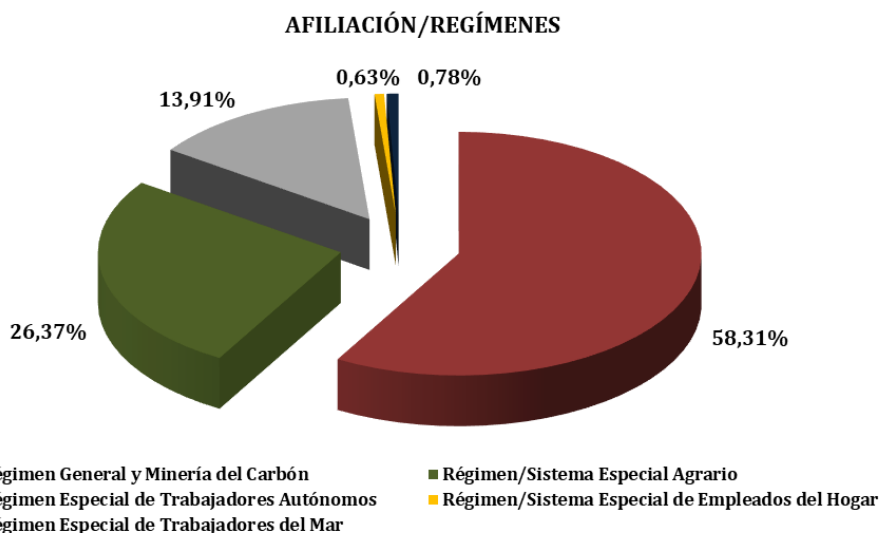
| EVOLUCIÓN CONTRATACIONES POR MUNICIPIOS. TASAS VARIACIÓN-SEPTIEMBRE 2021/2020 | | | | | | | | | |
|---|-----------------|--------------|---------------|-----------------|------------|---------------|----------------------|---------------|--------------|
| MUNICIPIOS | SEPTIEMBRE 2021 | | | SEPTIEMBRE 2020 | | | TASA VARIACIÓN ANUAL | | |
| | TOTAL | INDEFIN. | TEMP. | TOTAL | INDEFIN. | TEMP. | TOTAL | INDEFIN. | TEMP. |
| ALAJAR | 20 | 0 | 20 | 31 | 0 | 31 | -35,48% | | -35,48% |
| ALJARAQUE | 391 | 19 | 372 | 536 | 27 | 509 | -27,05% | -29,63% | -26,92% |
| ALMENDRO, EL | 38 | 0 | 38 | 44 | 3 | 41 | -13,64% | -100,00% | -7,32% |
| ALMONASTER LA REAL | 110 | 8 | 102 | 111 | 4 | 107 | -0,90% | 100,00% | -4,67% |
| ALMONTE | 3.529 | 53 | 3.476 | 3.408 | 49 | 3.359 | 3,55% | 8,16% | 3,48% |
| ALOSNO | 79 | 1 | 78 | 73 | 2 | 71 | 8,22% | -50,00% | 9,86% |
| ARACENA | 377 | 11 | 366 | 370 | 5 | 365 | 1,89% | 120,00% | 0,27% |
| AROCHE | 101 | 0 | 101 | 74 | 0 | 74 | 36,49% | | 36,49% |
| ARROYOMOLINOS DE LEON | 21 | 0 | 21 | 23 | 0 | 23 | -8,70% | | -8,70% |
| AYAMONTE | 1.065 | 14 | 1.051 | 833 | 25 | 808 | 27,85% | -44,00% | 30,07% |
| BEAS | 129 | 0 | 129 | 156 | 3 | 153 | -17,31% | -100,00% | -15,69% |
| BERROCAL | 7 | 0 | 7 | 5 | 0 | 5 | 40,00% | | 40,00% |
| BOLLULLOS PAR DEL CONDADO | 790 | 19 | 771 | 843 | 16 | 827 | -6,29% | 18,75% | -6,77% |
| BONARES | 430 | 12 | 418 | 409 | 10 | 399 | 5,13% | 20,00% | 4,76% |
| CABEZAS RUBIAS | 15 | 0 | 15 | 16 | 0 | 16 | -6,25% | | -6,25% |
| CALA | 39 | 2 | 37 | 16 | 1 | 15 | 143,75% | 100,00% | 146,67% |
| CALAÑAS | 46 | 0 | 46 | 59 | 2 | 57 | -16,95% | -50,00% | -15,79% |
| CAMPILLO, EL | 50 | 1 | 49 | 148 | 0 | 148 | -66,22% | | -66,89% |
| CAMPOFRIO | 8 | 1 | 7 | 12 | 0 | 12 | -33,33% | | -41,67% |
| CAÑAVERAL DE LEON | 16 | 0 | 16 | 11 | 1 | 10 | 45,45% | -100,00% | 60,00% |
| CARTAYA | 2.319 | 64 | 2.255 | 2.359 | 56 | 2.303 | -1,70% | 14,29% | -2,08% |
| CASTAÑO DEL ROBLEDO | 11 | 0 | 11 | 12 | 0 | 12 | -8,33% | | -8,33% |
| CERRO DE ANDEVALO, EL | 121 | 25 | 96 | 159 | 5 | 154 | -23,90% | 400,00% | -37,66% |
| CHUCENA | 209 | 3 | 206 | 189 | 1 | 188 | 10,58% | 200,00% | 9,57% |
| CORTECONCEPCION | 36 | 0 | 36 | 23 | 0 | 23 | 56,52% | | 56,52% |
| CORTEGANA | 132 | 7 | 125 | 127 | 6 | 121 | 3,94% | 16,67% | 3,31% |
| CORTELAZOR | 5 | 1 | 4 | 13 | 0 | 13 | -61,54% | | -69,23% |
| CUMBRES DE ENMEDIO | 3 | 0 | 3 | 2 | 0 | 2 | 50,00% | | 50,00% |
| CUMBRES DE SAN BARTOLOME | 11 | 0 | 11 | 11 | 0 | 11 | 0,00% | | 0,00% |
| CUMBRES MAYORES | 74 | 3 | 71 | 27 | 1 | 26 | 174,07% | 200,00% | 173,08% |
| ENCINASOLA | 46 | 1 | 45 | 23 | 0 | 23 | 100,00% | | 95,65% |
| ESCACENA DEL CAMPO | 63 | 0 | 63 | 61 | 1 | 60 | 3,28% | -100,00% | 5,00% |
| FUENTEHERIDOS | 76 | 0 | 76 | 41 | 0 | 41 | 85,37% | | 85,37% |
| GALAROZA | 42 | 1 | 41 | 53 | 2 | 51 | -20,75% | -50,00% | -19,61% |
| GIBRALEON | 1.004 | 15 | 989 | 786 | 12 | 774 | 27,74% | 25,00% | 27,78% |
| GRANADA DE RIO-TINTO, LA | 8 | 0 | 8 | 17 | 2 | 15 | -52,94% | -100,00% | -46,67% |
| GRANADO, EL | 36 | 0 | 36 | 12 | 0 | 12 | 200,00% | | 200,00% |
| HIGUERA DE LA SIERRA | 38 | 2 | 36 | 33 | 1 | 32 | 15,15% | 100,00% | 12,50% |
| HINOJALES | 6 | 0 | 6 | 24 | 0 | 24 | -75,00% | | -75,00% |
| HINOJOS | 577 | 13 | 564 | 643 | 3 | 640 | -10,26% | 333,33% | -11,88% |
| HUELVA | 5.903 | 482 | 5.421 | 5.267 | 263 | 5.004 | 12,08% | 83,27% | 8,33% |
| ISLA CRISTINA | 1.487 | 23 | 1.464 | 1.183 | 37 | 1.146 | 25,70% | -37,84% | 27,75% |
| JABUGO | 117 | 6 | 111 | 86 | 1 | 85 | 36,05% | 500,00% | 30,59% |
| LEPE | 3.028 | 42 | 2.986 | 2.817 | 61 | 2.756 | 7,49% | -31,15% | 8,35% |
| LINARES DE LA SIERRA | 19 | 0 | 19 | 15 | 0 | 15 | 26,67% | | 26,67% |
| LUCENA DEL PUERTO | 513 | 9 | 504 | 443 | 8 | 435 | 15,80% | 12,50% | 15,86% |
| MANZANILLA | 96 | 0 | 96 | 124 | 1 | 123 | -22,58% | -100,00% | -21,95% |
| MARINES, LOS | 17 | 0 | 17 | 12 | 0 | 12 | 41,67% | | 41,67% |
| MINAS DE RIOTINTO | 144 | 10 | 134 | 108 | 10 | 98 | 33,33% | 0,00% | 36,73% |
| MOGUER | 2.319 | 44 | 2.275 | 2.446 | 25 | 2.421 | -5,19% | 76,00% | -6,03% |
| NAVA, LA | 4 | 0 | 4 | 8 | 0 | 8 | -50,00% | | -50,00% |
| NERVA | 78 | 7 | 71 | 67 | 1 | 66 | 16,42% | 600,00% | 7,58% |
| NIEBLA | 275 | 18 | 257 | 288 | 12 | 276 | -4,51% | 50,00% | -6,88% |
| PALMA DEL CONDADO, LA | 703 | 14 | 689 | 764 | 8 | 756 | -7,98% | 75,00% | -8,86% |
| PALOS DE LA FRONTERA | 1.654 | 41 | 1.613 | 2.120 | 17 | 2.103 | -21,98% | 141,18% | -23,30% |
| PATERNA DEL CAMPO | 145 | 0 | 145 | 164 | 0 | 164 | -11,59% | | -11,59% |
| PAYMOGO | 24 | 1 | 23 | 39 | 0 | 39 | -38,46% | | -41,03% |
| PUEBLA DE GUZMAN | 78 | 2 | 76 | 73 | 0 | 73 | 6,85% | | 4,11% |
| PUERTO MORAL | 6 | 0 | 6 | 10 | 0 | 10 | -40,00% | | -40,00% |
| PUNTA UMBRIA | 1.026 | 32 | 994 | 1.046 | 41 | 1.005 | -1,91% | -21,95% | -1,09% |
| ROCIANA DEL CONDADO | 395 | 11 | 384 | 375 | 7 | 368 | 5,33% | 57,14% | 4,35% |
| ROSAL DE LA FRONTERA | 70 | 2 | 68 | 93 | 1 | 92 | -24,73% | 100,00% | -26,09% |
| SAN BARTOLOME DE LA TORRE | 266 | 10 | 256 | 307 | 3 | 304 | -13,36% | 233,33% | -15,79% |
| SAN JUAN DEL PUERTO | 697 | 20 | 677 | 628 | 12 | 616 | 10,99% | 66,67% | 9,90% |
| SANLUCAR DE GUADIANA | 28 | 0 | 28 | 16 | 0 | 16 | 75,00% | | 75,00% |
| SAN SILVESTRE DE GUZMAN | 21 | 0 | 21 | 22 | 0 | 22 | -4,55% | | -4,55% |
| SANTA ANA LA REAL | 28 | 0 | 28 | 7 | 0 | 7 | 300,00% | | 300,00% |
| SANTA BARBARA DE CASA | 65 | 0 | 65 | 80 | 2 | 78 | -18,75% | -100,00% | -16,67% |
| SANTA OLALLA DEL CALA | 126 | 2 | 124 | 113 | 1 | 112 | 11,50% | 100,00% | 10,71% |
| TRIGUEROS | 202 | 3 | 199 | 113 | 3 | 110 | 78,76% | 0,00% | 80,91% |
| VALDELARCO | 4 | 0 | 4 | 11 | 1 | 10 | -63,64% | -100,00% | -60,00% |
| VALVERDE DEL CAMINO | 410 | 18 | 392 | 380 | 5 | 375 | 7,89% | 260,00% | 4,53% |
| VILLABLANCA | 332 | 9 | 323 | 357 | 5 | 352 | -7,00% | 80,00% | -8,24% |
| VILLALBA DEL ALCOR | 150 | 2 | 148 | 83 | 9 | 74 | 80,72% | -77,78% | 100,00% |
| VILLANUEVA DE LAS CRUCES | 5 | 0 | 5 | 8 | 0 | 8 | -37,50% | | -37,50% |
| VILLANUEVA DE LOS CASTILLEJOS | 391 | 28 | 363 | 493 | 5 | 488 | -20,69% | 460,00% | -25,61% |
| VILLARRASA | 160 | 0 | 160 | 181 | 6 | 175 | -11,60% | -100,00% | -8,57% |
| ZALAMEA LA REAL | 40 | 0 | 40 | 40 | 0 | 40 | 0,00% | | 0,00% |
| ZARZA-PERRUNAL, LA | 3 | 1 | 2 | | | | | | |
| ZUFRE | 36 | 0 | 36 | 34 | 0 | 34 | 5,88% | | 5,88% |
| HUELVA | 33.143 | 1.113 | 32.030 | 32.214 | 783 | 31.431 | 2,88% | 42,15% | 1,91% |

| AFILIACIONES SEGURIDAD SOCIAL - SEPTIEMBRE 2021 | | | |
|---|------------|-----------|---------|
| | ESPAÑA | ANDALUCÍA | HUELVA |
| AFILIADOS TOTALES | 19.443.350 | 3.144.520 | 207.148 |
| Tasa de variación mensual | 1,29% | 0,64% | -1,24% |
| Diferencia mensual | 248.235 | 19.875 | -2.603 |
| Tasa de variación interanual | 3,18% | 3,75% | 2,93% |
| Diferencia anual | 599.621 | 113.543 | 5.895 |
| AFILIADOS RÉG. ESPECIAL AGRARIO | | | |
| | 721.410 | 395.328 | 54.633 |
| Tasa de variación mensual | 5,12% | 3,86% | 6,22% |
| Diferencia mensual | 35.166 | 14.685 | 3.199 |
| Tasa de variación interanual | -2,06% | -2,69% | -0,66% |
| Diferencia anual | -15.208 | -10.945 | -361 |

Fuente: Ministerio de Trabajo, Migraciones y Seguridad Social

| AFILIACIONES SEGURIDAD SOCIAL/REGÍMENES - SEPTIEMBRE 2021 | | | | | | |
|---|---------|------------|---------------|-----------|-------------|-----------|
| | TOTAL | R. GENERAL | R. E. AGRARIO | AUTÓNOMOS | R. E. HOGAR | R. E. MAR |
| Nº PERSONAS | 207.148 | 120.779 | 54.633 | 28.822 | 1.304 | 1.610 |
| DIF. MENSUAL | -2.603 | -5.272 | 3.199 | -231 | 10 | -309 |
| TASA VAR. MENSUAL | -1,24% | -4,18% | 6,22% | -0,80% | 0,77% | -16,10% |
| DIF. ANUAL | 5.895 | 5.397 | -361 | 754 | 19 | 86 |
| TASA VAR. ANUAL | 2,93% | 4,68% | -0,66% | 2,69% | 1,48% | 5,64% |

Fuente: Ministerio de Trabajo, Migraciones y Seguridad Social



AFILIACIONES/REGÍMENES-SEPTIEMBRE 2021

| MUNICIPIO | R. GENERAL | R. E. AGRARIO | R. E. HOGAR | R. E. MAR | R. E. T. AUTÓNOMOS | TOTAL |
|-------------------------------|----------------|---------------|--------------|--------------|--------------------|----------------|
| ALAJAR | 81 | 44 | 1 | 0 | 65 | 191 |
| ALJARAQUE | 2.301 | 364 | 121 | 6 | 1.207 | 3.999 |
| ALMENDRO, EL | 70 | 117 | 1 | 0 | 45 | 233 |
| ALMONASTER LA REAL | 1.886 | 64 | 1 | 0 | 98 | 2.049 |
| ALMONTE | 4.511 | 6.336 | 24 | 31 | 1.352 | 12.254 |
| ALOSNO | 508 | 427 | 1 | 0 | 142 | 1.078 |
| ARACENA | 1.465 | 208 | 26 | 0 | 707 | 2.406 |
| AROCHE | 174 | 745 | 0 | 0 | 155 | 1.074 |
| ARROYOMOLINOS DE LEON | 48 | 79 | 1 | 0 | 64 | 192 |
| AYAMONTE | 3.401 | 802 | 25 | 223 | 1.149 | 5.600 |
| BEAS | 402 | 393 | 6 | 0 | 248 | 1.049 |
| BERROCAL | 12 | 8 | 0 | 0 | 11 | 31 |
| BOLLULLOS PAR DEL CONDADO | 1.965 | 2.304 | 38 | 8 | 693 | 5.008 |
| BONARES | 735 | 1.021 | 6 | 0 | 441 | 2.203 |
| CABEZAS RUBIAS | 23 | 118 | 0 | 0 | 27 | 168 |
| CALA | 96 | 47 | 1 | 0 | 75 | 219 |
| CALAÑAS | 243 | 197 | 1 | 0 | 176 | 617 |
| CAMPILLO, EL | 228 | 114 | 1 | 0 | 83 | 426 |
| CAMPOFRIO | 88 | 56 | 1 | 0 | 51 | 196 |
| CAÑAVERAL DE LEON | 19 | 47 | 0 | 0 | 10 | 76 |
| CARTAYA | 3.250 | 3.566 | 31 | 72 | 1.121 | 8.040 |
| CASTAÑO DEL ROBLEDO | 15 | 1 | 0 | 0 | 18 | 34 |
| CERRO DE ANDEVALO, EL | 258 | 180 | 0 | 0 | 118 | 556 |
| CHUCENA | 274 | 372 | 1 | 0 | 91 | 738 |
| CORTECONCEPCION | 88 | 21 | 0 | 0 | 41 | 150 |
| CORTEGANA | 574 | 226 | 5 | 0 | 277 | 1.082 |
| CORTELAZOR | 20 | 12 | 1 | 0 | 18 | 51 |
| CUMBRES DE ENMEDIO | 8 | <5 | 0 | 0 | <5 | 9 |
| CUMBRES DE SAN BARTOLOME | 24 | 51 | 0 | 0 | 20 | 95 |
| CUMBRES MAYORES | 314 | 88 | 1 | 0 | 163 | 566 |
| ENCINASOLA | 93 | 201 | 1 | 0 | 80 | 375 |
| ESCACENA DEL CAMPO | 300 | 322 | 1 | 0 | 128 | 751 |
| FUENTEHERIDOS | 76 | 46 | 1 | 0 | 60 | 183 |
| GALAROZA | 299 | 58 | 1 | 0 | 98 | 456 |
| GIBRALEON | 1.437 | 949 | 15 | 0 | 600 | 3.001 |
| GRANADA DE RIO-TINTO, LA | 15 | 16 | 0 | 0 | 10 | 41 |
| GRANADO, EL | 43 | 57 | 1 | 0 | 29 | 130 |
| HIGUERA DE LA SIERRA | 121 | 76 | 1 | 0 | 85 | 283 |
| HINOJALES | 11 | 45 | 1 | 0 | 28 | 85 |
| HINOJOS | 632 | 462 | 5 | 1 | 173 | 1.273 |
| HUELVA | 57.125 | 3.649 | 691 | 340 | 6.511 | 68.316 |
| ISLA CRISTINA | 3.049 | 1.959 | 20 | 370 | 1.016 | 6.414 |
| JABUGO | 808 | 26 | 1 | 0 | 121 | 956 |
| LEPE | 6.274 | 4.396 | 28 | 143 | 1.823 | 12.664 |
| LINARES DE LA SIERRA | 24 | <5 | 0 | 0 | 15 | 40 |
| LUCENA DEL PUERTO | 437 | 1.448 | 1 | 0 | 307 | 2.193 |
| MANZANILLA | 107 | 453 | 1 | 0 | 103 | 664 |
| MARINES, LOS | 39 | 23 | 1 | 0 | 20 | 83 |
| MINAS DE RIOTINTO | 1.122 | 152 | 7 | 0 | 115 | 1.396 |
| MOGUER | 2.762 | 5.399 | 30 | 47 | 1.253 | 9.491 |
| NAVA, LA | 25 | 10 | 0 | 0 | 15 | 50 |
| NERVA | 564 | 240 | 6 | 0 | 245 | 1.055 |
| NIEBLA | 1.601 | 415 | 1 | 0 | 181 | 2.198 |
| PALMA DEL CONDADO, LA | 1.645 | 927 | 25 | 0 | 558 | 3.155 |
| PALOS DE LA FRONTERA | 5.482 | 2.993 | 17 | 105 | 690 | 9.287 |
| PATERNA DEL CAMPO | 191 | 648 | 6 | 0 | 201 | 1.046 |
| PAYMOGO | 75 | 212 | 0 | 0 | 57 | 344 |
| PUEBLA DE GUZMAN | 230 | 460 | 5 | 0 | 201 | 896 |
| PUERTO MORAL | 29 | 20 | 0 | 0 | 15 | 64 |
| PUNTA UMBRIA | 3.146 | 194 | 29 | 249 | 929 | 4.547 |
| ROCIANA DEL CONDADO | 521 | 2.183 | 5 | 0 | 389 | 3.098 |
| ROSAL DE LA FRONTERA | 143 | 256 | 1 | 0 | 104 | 504 |
| SAN BARTOLOME DE LA TORRE | 337 | 705 | 1 | 0 | 202 | 1.245 |
| SAN JUAN DEL PUERTO | 3.677 | 843 | 10 | 1 | 425 | 4.956 |
| SANLUCAR DE GUADIANA | 17 | 30 | 0 | 0 | 24 | 71 |
| SAN SILVESTRE DE GUZMAN | 46 | 76 | 7 | 0 | 29 | 158 |
| SANTA ANA LA REAL | 38 | 24 | 1 | 0 | 29 | 92 |
| SANTA BARBARA DE CASA | 120 | 198 | 1 | 0 | 64 | 383 |
| SANTA OLALLA DEL CALA | 263 | 181 | 1 | 0 | 157 | 602 |
| TRIGUEROS | 697 | 578 | 9 | 0 | 444 | 1.728 |
| VALDELARCO | 17 | 20 | 0 | 0 | 15 | 52 |
| VALVERDE DEL CAMINO | 1.969 | 324 | 30 | 0 | 778 | 3.101 |
| VILLABLANCA | 158 | 549 | 1 | 0 | 164 | 872 |
| VILLALBA DEL ALCOR | 344 | 371 | 1 | 0 | 164 | 880 |
| VILLANUEVA DE LAS CRUCES | 17 | 17 | 1 | 0 | 16 | 51 |
| VILLANUEVA DE LOS CASTILLEJOS | 466 | 361 | 7 | 0 | 185 | 1.019 |
| VILLARRASA | 177 | 294 | 5 | 0 | 119 | 595 |
| ZALAMEA LA REAL | 252 | 109 | 5 | 0 | 168 | 534 |
| ZUFRE | 51 | 72 | 1 | 0 | 45 | 169 |
| PROVINCIA DE HUELVA | 120.779 | 54.633 | 1.304 | 1.610 | 28.822 | 207.148 |
| SIN DISTRIBUCIÓN (*) | 626 | 3.573 | 1 | 13 | 965 | 5.178 |

| EVOLUCIÓN AFILIACIÓN SEGURIDAD SOCIAL POR MUNICIPIOS-SEPTIEMBRE 2021/2020 | | | |
|---|-----------------|-----------------|----------------|
| MUNICIPIOS | SEPTIEMBRE 2021 | SEPTIEMBRE 2020 | TASA VARIACIÓN |
| ALAJAR | 191 | 185 | 3,24% |
| ALJARAQUE | 3.999 | 3.853 | 3,79% |
| ALMENDRO, EL | 233 | 211 | 10,43% |
| ALMONASTER LA REAL | 2.049 | 2.001 | 2,40% |
| ALMONTE | 12.254 | 11.583 | 5,79% |
| ALOSNO | 1.078 | 985 | 9,44% |
| ARACENA | 2.406 | 2.355 | 2,17% |
| AROCHE | 1.074 | 1.105 | -2,81% |
| ARROYOMOLINOS DE LEON | 192 | 192 | 0,00% |
| AYAMONTE | 5.600 | 5.262 | 6,42% |
| BEAS | 1.049 | 1.061 | -1,13% |
| BERROCAL | 31 | 34 | -8,82% |
| BOLLULLOS PAR DEL CONDADO | 5.008 | 5.081 | -1,44% |
| BONARES | 2.203 | 2.098 | 5,00% |
| CABEZAS RUBIAS | 168 | 177 | -5,08% |
| CALA | 219 | 217 | 0,92% |
| CALAÑAS | 617 | 640 | -3,59% |
| CAMPILLO, EL | 426 | 423 | 0,71% |
| CAMPOFRIO | 196 | 186 | 5,38% |
| CAÑAVERAL DE LEON | 76 | 74 | 2,70% |
| CARTAYA | 8.040 | 7.569 | 6,22% |
| CASTAÑO DEL ROBLEDO | 34 | 41 | -17,07% |
| CERRO DE ANDEVALO, EL | 556 | 568 | -2,11% |
| CHUCENA | 738 | 747 | -1,20% |
| CORTECONCEPCION | 150 | 144 | 4,17% |
| CORTEGANA | 1.082 | 1.125 | -3,82% |
| CORTELAZOR | 51 | 63 | -19,05% |
| CUMBRES DE ENMEDIO | 9 | 7 | 28,57% |
| CUMBRES DE SAN BARTOLOME | 95 | 103 | -7,77% |
| CUMBRES MAYORES | 566 | 492 | 15,04% |
| ENCINASOLA | 375 | 386 | -2,85% |
| ESCACENA DEL CAMPO | 751 | 727 | 3,30% |
| FUENTEHERIDOS | 183 | 192 | -4,69% |
| GALAROZA | 456 | 393 | 16,03% |
| GIBRALEON | 3.001 | 2.943 | 1,97% |
| GRANADA DE RIO-TINTO, LA | 41 | 41 | 0,00% |
| GRANADO, EL | 130 | 141 | -7,80% |
| HIGUERA DE LA SIERRA | 283 | 288 | -1,74% |
| HINOJALES | 85 | 83 | 2,41% |
| HINOJOS | 1.273 | 1.309 | -2,75% |
| HUELVA | 68.316 | 66.601 | 2,58% |
| ISLA CRISTINA | 6.414 | 5.961 | 7,60% |
| JABUGO | 956 | 829 | 15,32% |
| LEPE | 12.664 | 11.604 | 9,13% |
| LINARES DE LA SIERRA | 40 | 48 | -16,67% |
| LUCENA DEL PUERTO | 2.193 | 2.054 | 6,77% |
| MANZANILLA | 664 | 660 | 0,61% |
| MARINES, LOS | 83 | 86 | -3,49% |
| MINAS DE RIOTINTO | 1.396 | 1.352 | 3,25% |
| MOGUER | 9.491 | 9.335 | 1,67% |
| NAVA, LA | 50 | 46 | 8,70% |
| NERVA | 1.055 | 1.104 | -4,44% |
| NIEBLA | 2.198 | 2.161 | 1,71% |
| PALMA DEL CONDADO, LA | 3.155 | 3.120 | 1,12% |
| PALOS DE LA FRONTERA | 9.287 | 9.341 | -0,58% |
| PATERNA DEL CAMPO | 1.046 | 1.015 | 3,05% |
| PAYMOGO | 344 | 348 | -1,15% |
| PUEBLA DE GUZMAN | 896 | 898 | -0,22% |
| PUERTO MORAL | 64 | 65 | -1,54% |
| PUNTA UMBRIA | 4.547 | 4.091 | 11,15% |
| ROCIANA DEL CONDADO | 3.098 | 3.172 | -2,33% |
| ROSAL DE LA FRONTERA | 504 | 494 | 2,02% |
| SAN BARTOLOME DE LA TORRE | 1.245 | 1.212 | 2,72% |
| SAN JUAN DEL PUERTO | 4.956 | 4.687 | 5,74% |
| SANLUCAR DE GUADIANA | 71 | 68 | 4,41% |
| SAN SILVESTRE DE GUZMAN | 158 | 158 | 0,00% |
| SANTA ANA LA REAL | 92 | 91 | 1,10% |
| SANTA BARBARA DE CASA | 383 | 372 | 2,96% |
| SANTA OLALLA DEL CALA | 602 | 624 | -3,53% |
| TRIGUEROS | 1.728 | 1.710 | 1,05% |
| VALDELARCO | 52 | 55 | -5,45% |
| VALVERDE DEL CAMINO | 3.101 | 3.078 | 0,75% |
| VILLABLANCA | 872 | 885 | -1,47% |
| VILLALBA DEL ALCOR | 880 | 911 | -3,40% |
| VILLANUEVA DE LAS CRUCES | 51 | 50 | 2,00% |
| VILLANUEVA DE LOS CASTILLEJOS | 1.019 | 1.007 | 1,19% |
| VILLARRASA | 595 | 588 | 1,19% |
| ZALAMEA LA REAL | 534 | 531 | 0,56% |
| ZUFRE | 169 | 168 | 0,60% |
| PROVINCIA DE HUELVA | 207.148 | 201.253 | 2,93% |
| SIN DISTRIBUIR | 5.178 | 5.502 | -5,89% |

GLOSARIO

Activo/a

Persona de 16 o más años que, durante la semana de referencia dada, suministra mano de obra para la producción de bienes y servicios o está disponible y en condiciones de incorporarse a dicha producción. Se subdividen en personas ocupadas y paradas.

Afiliación de trabajadores/as a la Seguridad Social

Es un acto administrativo mediante el cual la Tesorería General de la Seguridad Social reconoce la condición de incluida en el Sistema de Seguridad Social a la persona física que por primera vez realiza una actividad determinante de su inclusión en el ámbito de aplicación del mismo.

Paro registrado

Demandas registradas en los Servicios Públicos de Empleo que se encuentran en alta el último día laborable del mes de referencia, excluyendo las que correspondan a las situaciones descritas en la Orden Ministerial de 11 de Abril de 1.985.

Población ocupada (o personas con empleo)

Es la formada por todas aquellas personas de 16 o más años que durante la semana de referencia han tenido un trabajo por cuenta ajena o ejercido una actividad por cuenta propia.

Tasa de desempleo aparente

Proporción que el paro registrado representa sobre la suma de esta magnitud y las afiliaciones a la Seguridad Social.

Tasa de variación interanual

Mide la variación de un indicador de un mes determinado respecto al mismo mes del año anterior.

Tasa de variación mensual

Mide la variación de un indicador de un mes determinado respecto al mes anterior.

REFERENCIAS

GARCÍA DEL HOYO, J. J. (2014). Informe piloto sobre la coyuntura del mercado de trabajo en la provincia de Huelva. Huelva, Consejo Económico y Social de la provincia de Huelva (http://www.diphuelva.es/portalweb/zonas/53/Ficheros/portada_memoria.pdf).

ESPAÑA. Fuente: Ministerio de Trabajo, Migraciones y Seguridad Social

http://www.seg-social.es/Internet_1/Estadistica

http://www.sepe.es/contenidos/eu/que_es_el_sepe/estadisticas/index.html

BOLETÍN MENSUAL COYUNTURAL LABORAL PROVINCIA DE HUELVA